



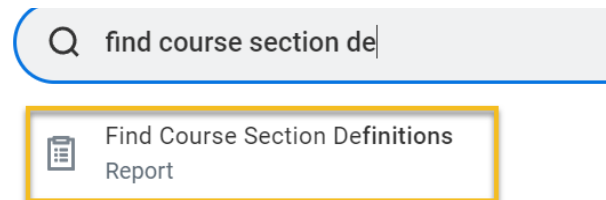
Edit Course Section

Overview

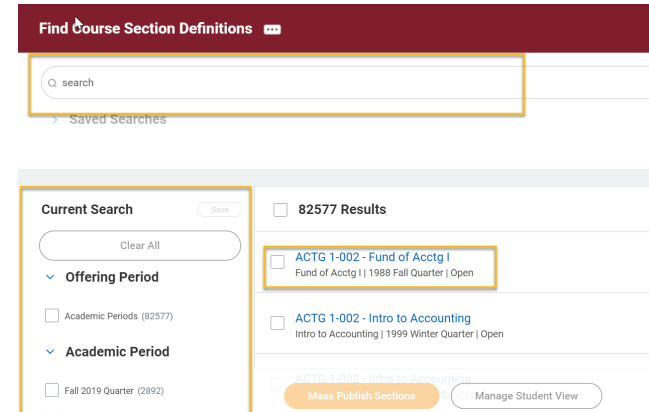
This quick reference guide will cover how to edit course sections.

Process

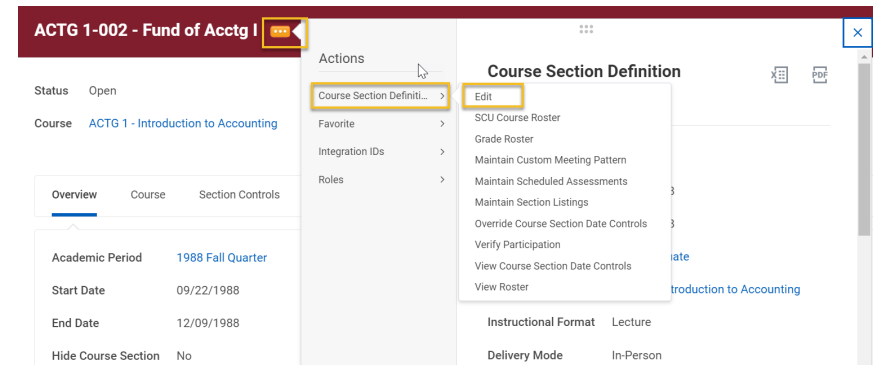
1. In the main **Search Bar** type **Find Course Section Definitions** and press **Enter**.



1. This will take you to the **Find Course Section Definition** report. You can search for the course section using the top search bar or by using the *Facet Filters* to the left.
2. Once you have found the course section, click on the hyperlinked name.



3. From the Related Actions Icon to the left of the course section name, hover over Course Section Definition and then click Edit.



4. You can now edit the course section. When you are done click Submit.