

# HOW TO START & CONTINUE YOUR MOBI COURSE

www.scu.edu/mobi

## To Start Your Course:

1


Go to [www.scu.edu/mobi](http://www.scu.edu/mobi), click on “**Course Login**,” and enter your **Username** and **Password** to log in to your MOBI student account.



2

Pick a **Course Category** to find the course you'd like to take:

- **Business Courses 2025-2026** for English courses
- **Cursos de Negocios en Español 2025-2026** for Spanish courses
- **Partner Courses/Cursos de socios**



3

Click on the course you would like to take.

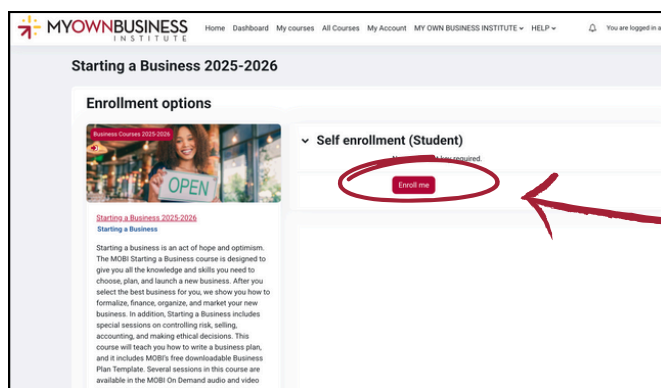
- There are 6 courses offered in English.
- There are 5 courses offered in Spanish.



MOBI offers 6 courses in English and 5 in Spanish.

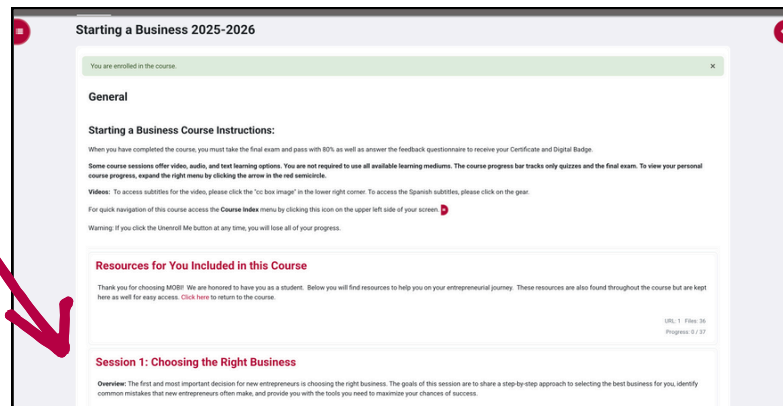
4

After selecting your course, click “**Enroll Me**” on the next screen.



5

Begin with Session 1 of your course.



## To Continue Your Course:

1

1. Log in to your account following the steps above.
2. Click on “**My Courses**” from the menu bar.
3. Click on the course you'd like to continue.

2

Click on whatever session is next for you.

