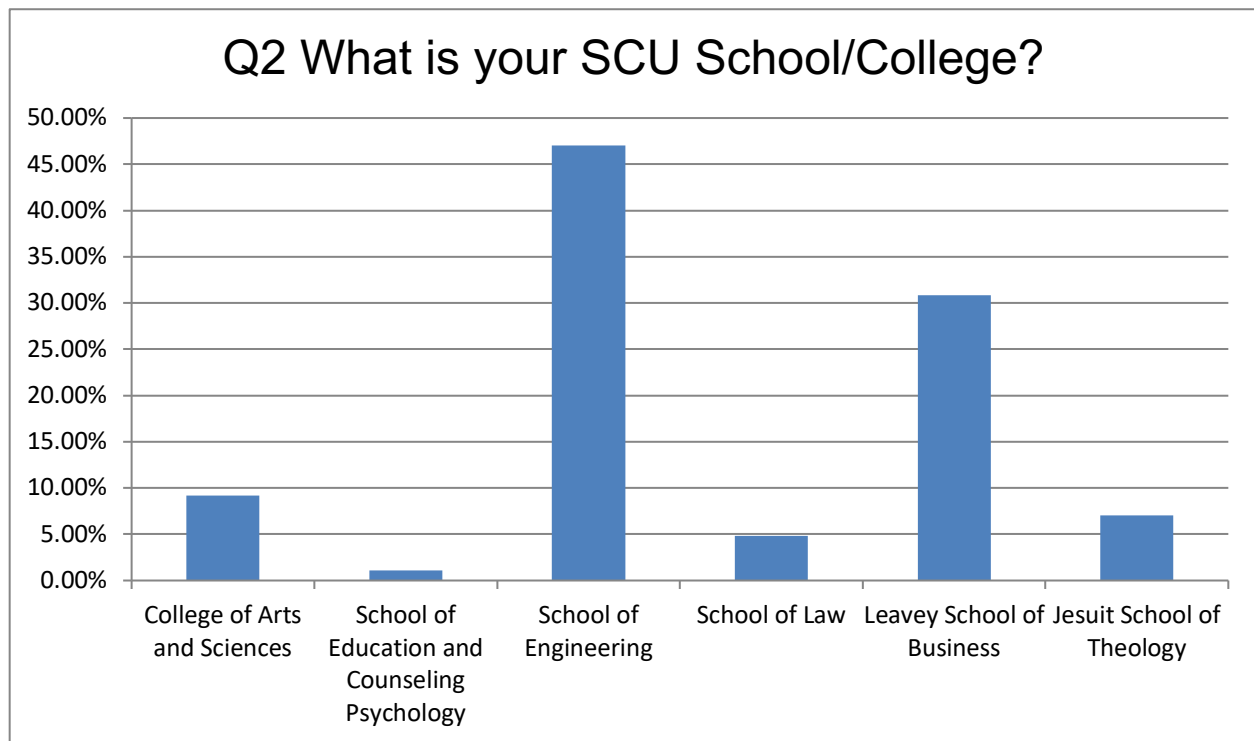


International Student Needs Assessment 2017-18 FALL All Responses ONLY

- This survey was administered in 2017-18 to 353 newly admitted international students during Week 4 of the first term.
- Students surveyed include: international undergraduate students, graduate students, Global Nomads and non-degree students.
- 51.3% response rate.
- Separate sections for Undergraduate Students and Graduate Students

These responses are from ALL STUDENTS

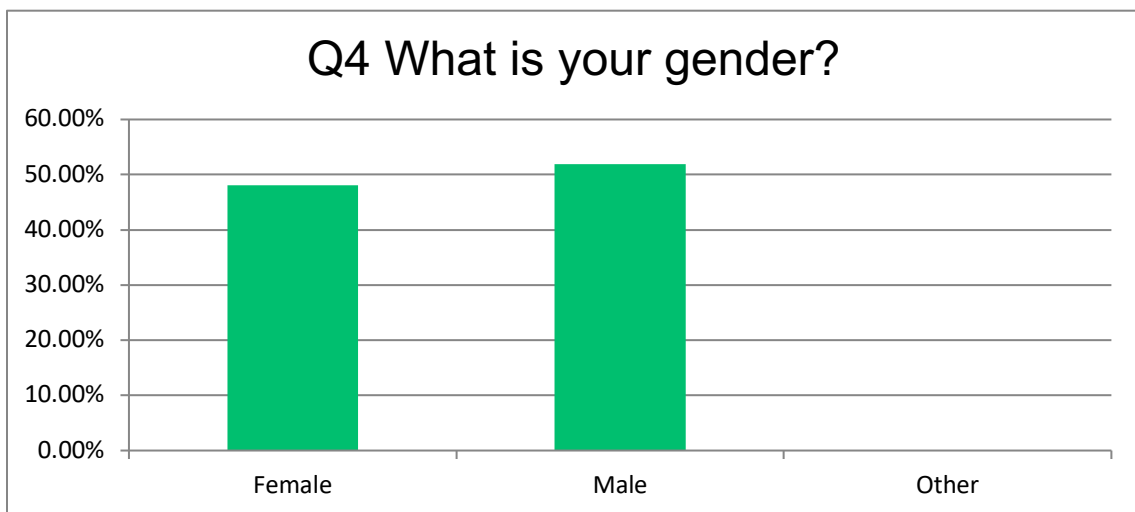
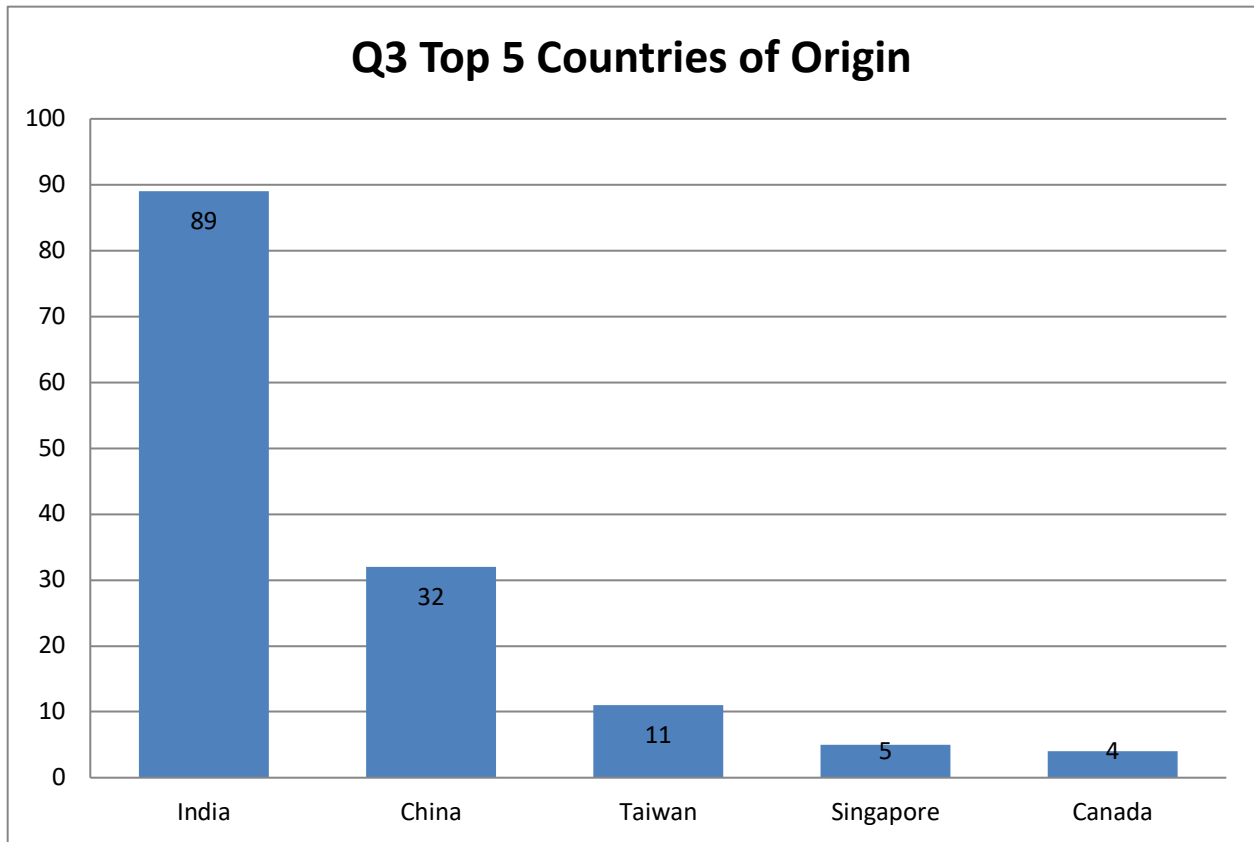
Q1 Name – optional



Answer Choices	Responses	
College of Arts and Sciences	9.19%	17
School of Education and Counseling Psychology	1.08%	2
School of Engineering	47.03%	87
School of Law	4.86%	9
Leavey School of Business	30.81%	57
Jesuit School of Theology	7.03%	13

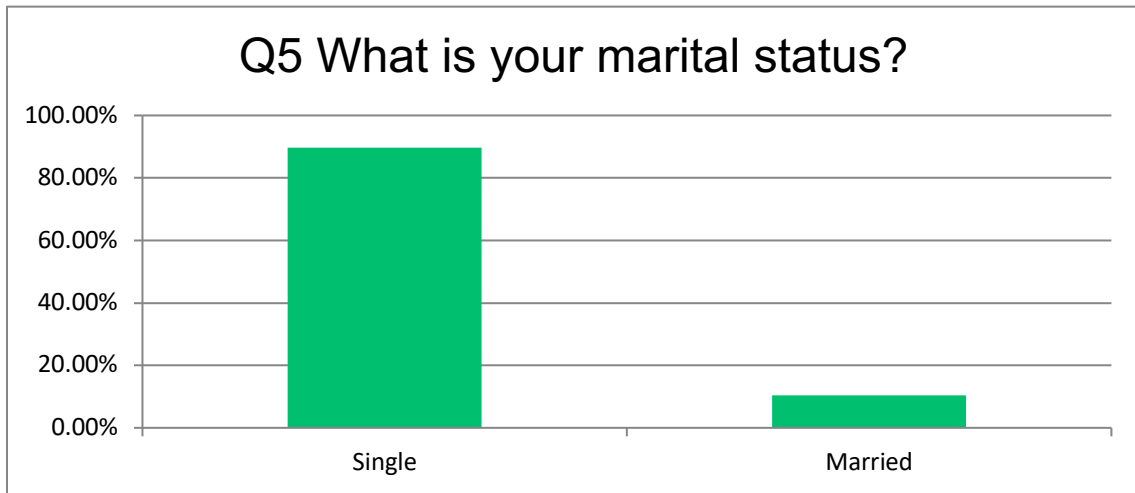
**International Student Needs Assessment
All Responses**

**2017-18 FALL
ONLY**

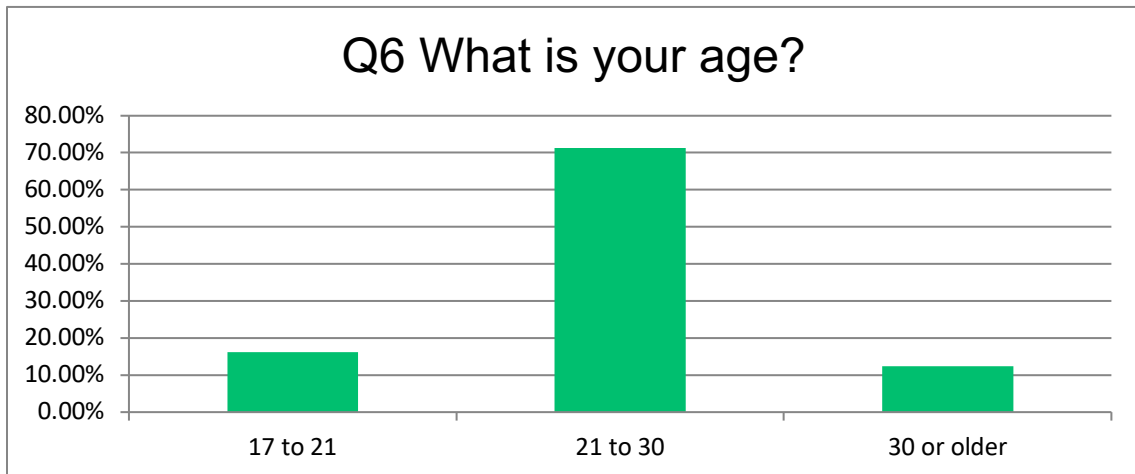


Answer Choices	Responses	
Female	48.11%	89
Male	51.89%	96
Other	0.00%	0

**International Student Needs Assessment 2017-18 FALL
All Responses ONLY**

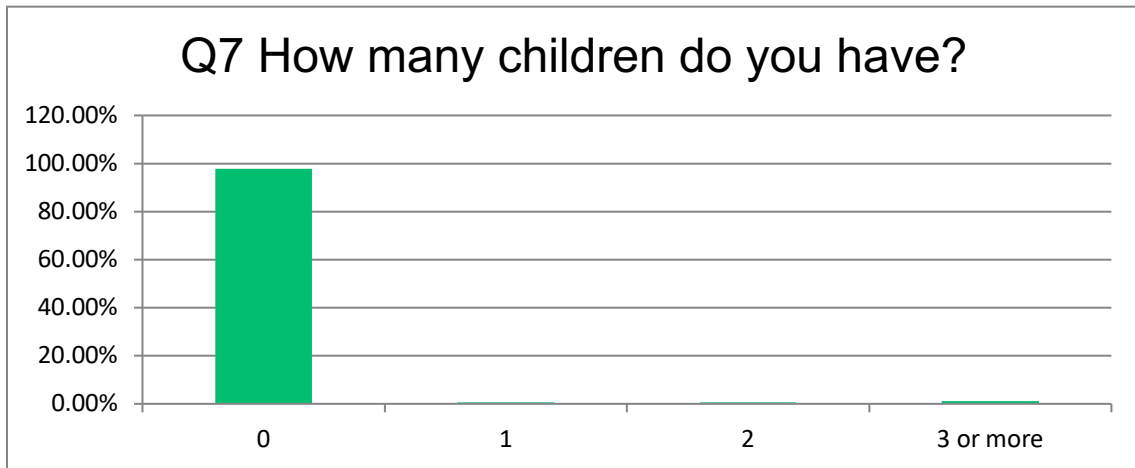


Answer Choices	Responses	
	Single	89.67%
Married	10.33%	19




Answer Choices	Responses	
	17 to 21	16.22%
21 to 30	71.35%	132
30 or older	12.43%	23

**International Student Needs Assessment 2017-18 FALL
All Responses ONLY**



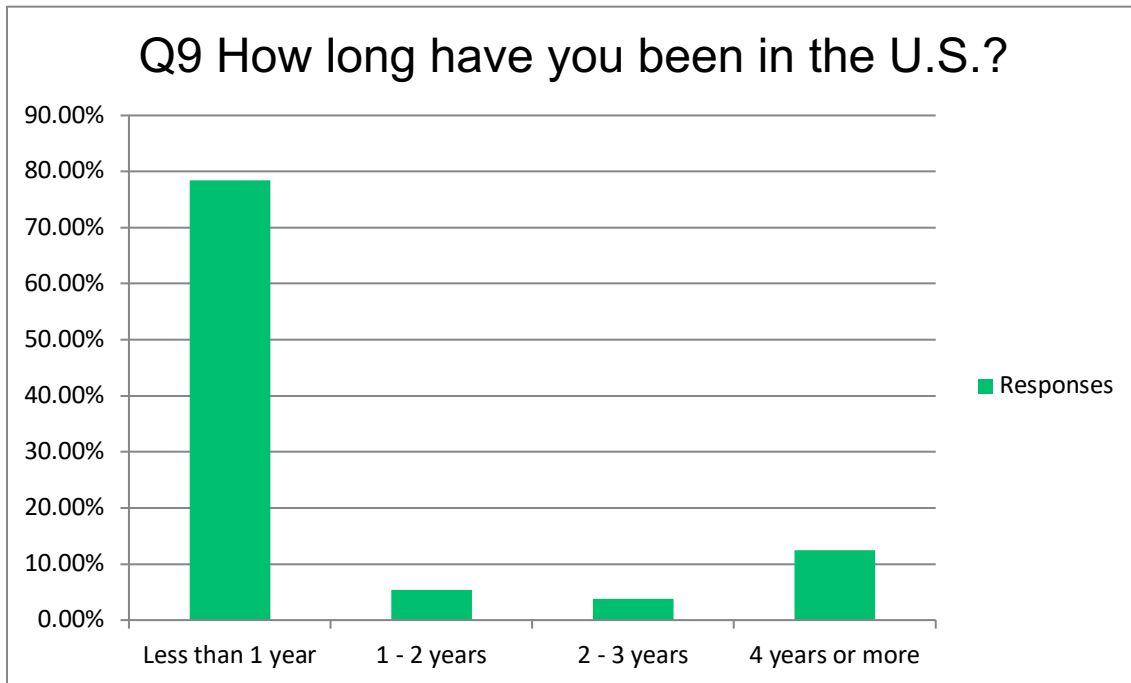
Answer Choices	Responses	
	0	97.79%
1	0.55%	1
2	0.55%	1
3 or more	1.10%	2



Answer Choices	Responses	
	0	95.45%
1	1.14%	1
2	1.14%	1
3 or more	2.27%	2

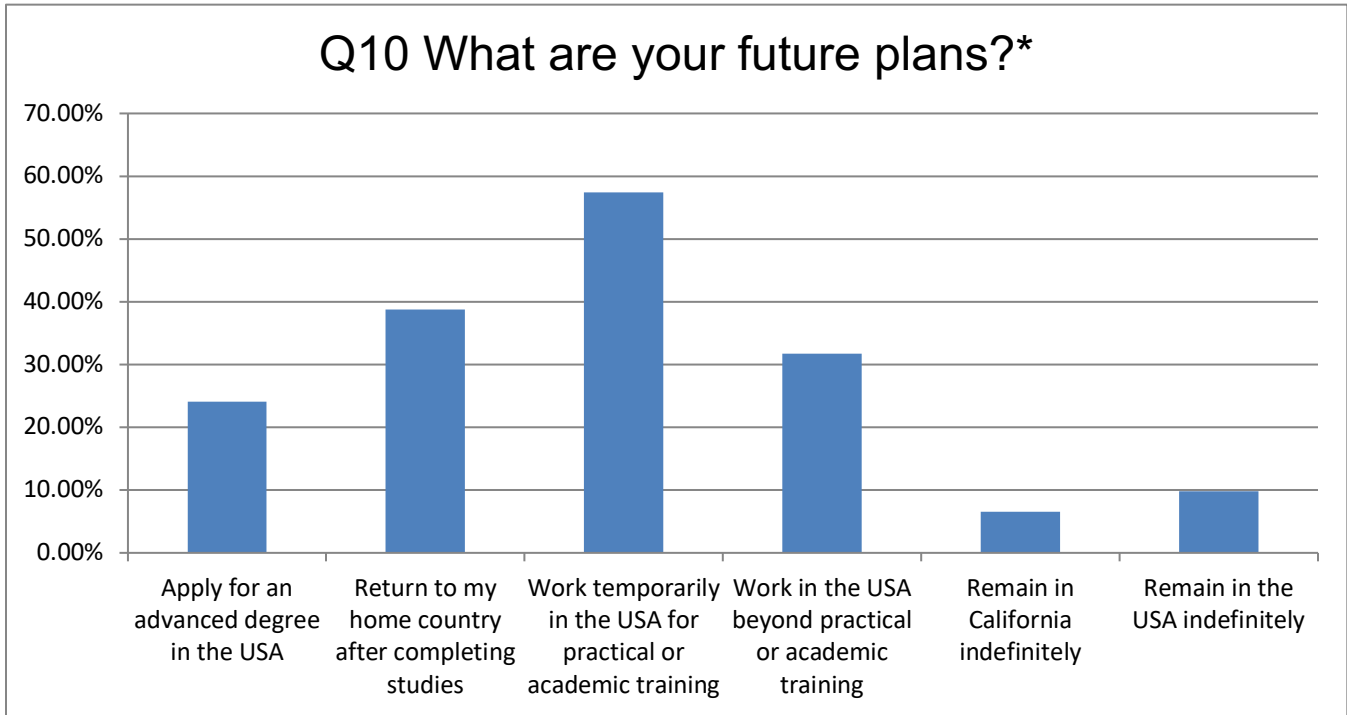
**International Student Needs Assessment
All Responses**

**2017-18 FALL
ONLY**



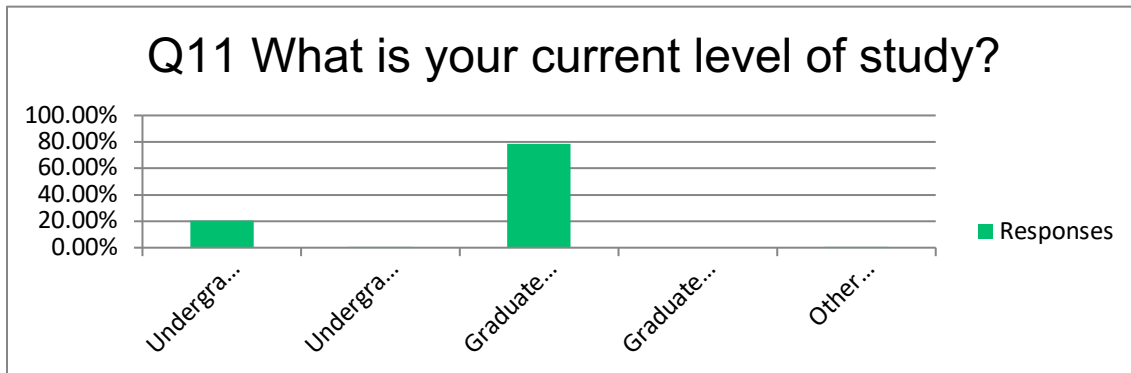
How long have you been in the U.S.?		
Answer Choices	Responses	
Less than 1 year	78.38%	145
1 - 2 years	5.41%	10
2 - 3 years	3.78%	7
4 years or more	12.43%	23

**International Student Needs Assessment 2017-18 FALL
All Responses ONLY**

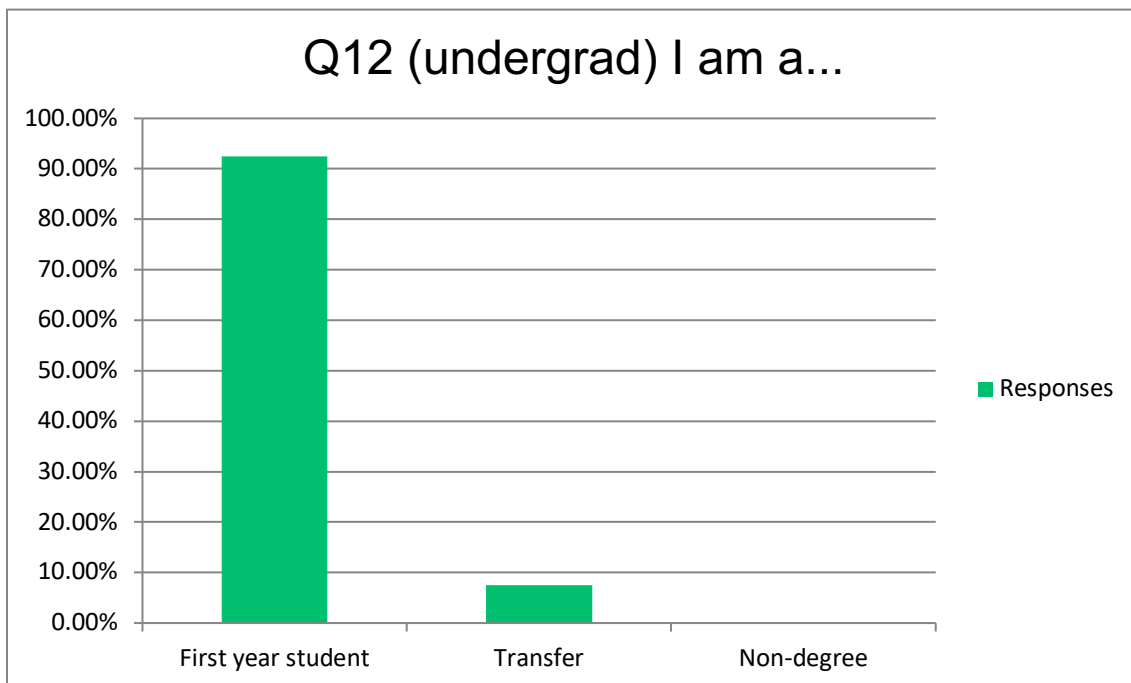


Answer Choices	Responses	
Apply for an advanced degree in the USA	24.04%	44
Return to my home country after completing studies	38.80%	71
Work temporarily in the USA for practical or academic training	57.38%	105
Work in the USA beyond practical or academic training	31.69%	58
Remain in California indefinitely	6.56%	12
Remain in the USA indefinitely	9.84%	18

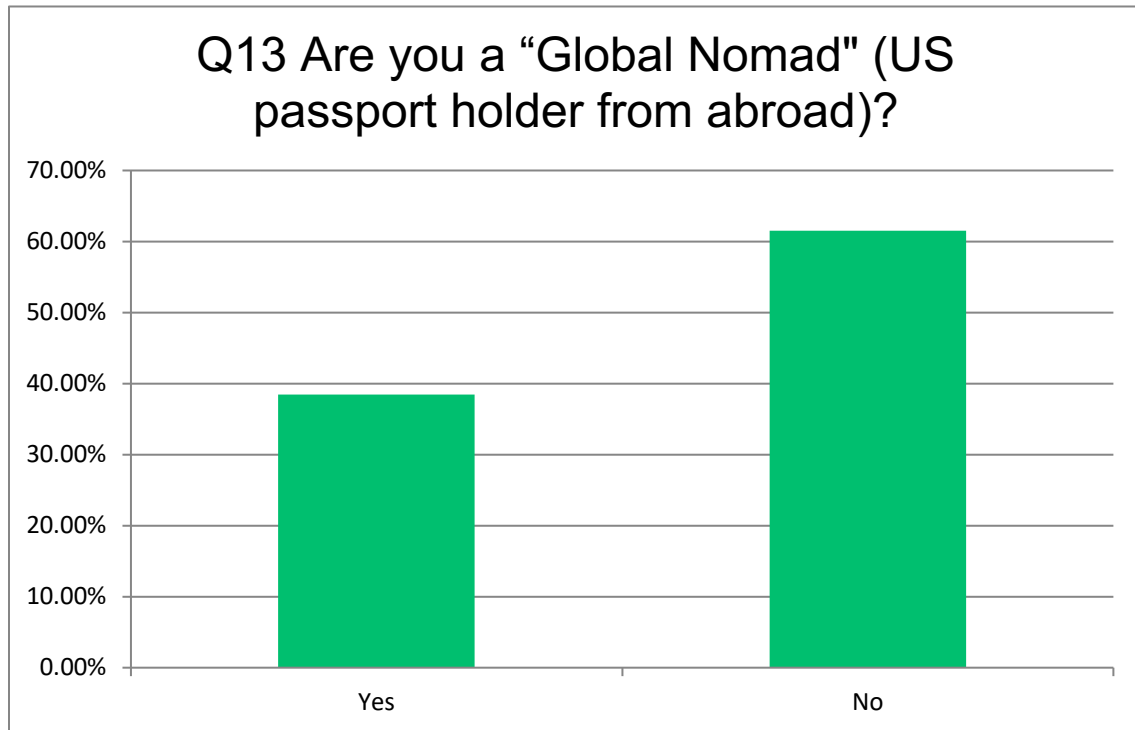
**International Student Needs Assessment 2017-18 FALL
All Responses ONLY**



Answer Choices	Responses	
Undergraduate	20.54%	38
Undergraduate Non-Degree	0.54%	1
Graduate (Masters/Ph.D./J.D.)	78.38%	145
Graduate Non-Degree	0.00%	0
Other (please specify)	0.54%	1

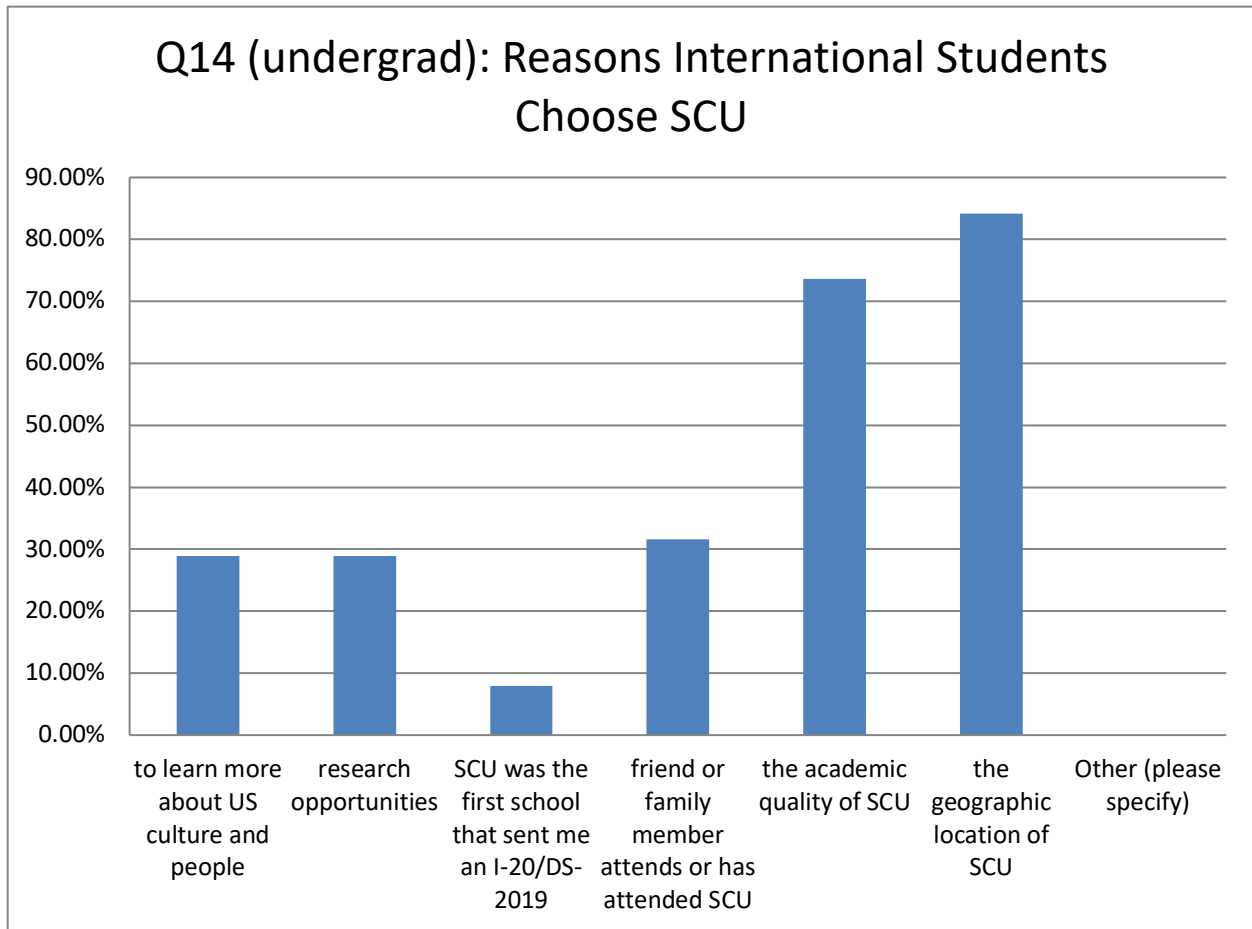


Answer Choices	Responses	
First year student	92.50%	37
Transfer	7.50%	3
Non-degree	0.00%	0

International Student Needs Assessment 2017-18 FALL
All Responses ONLY

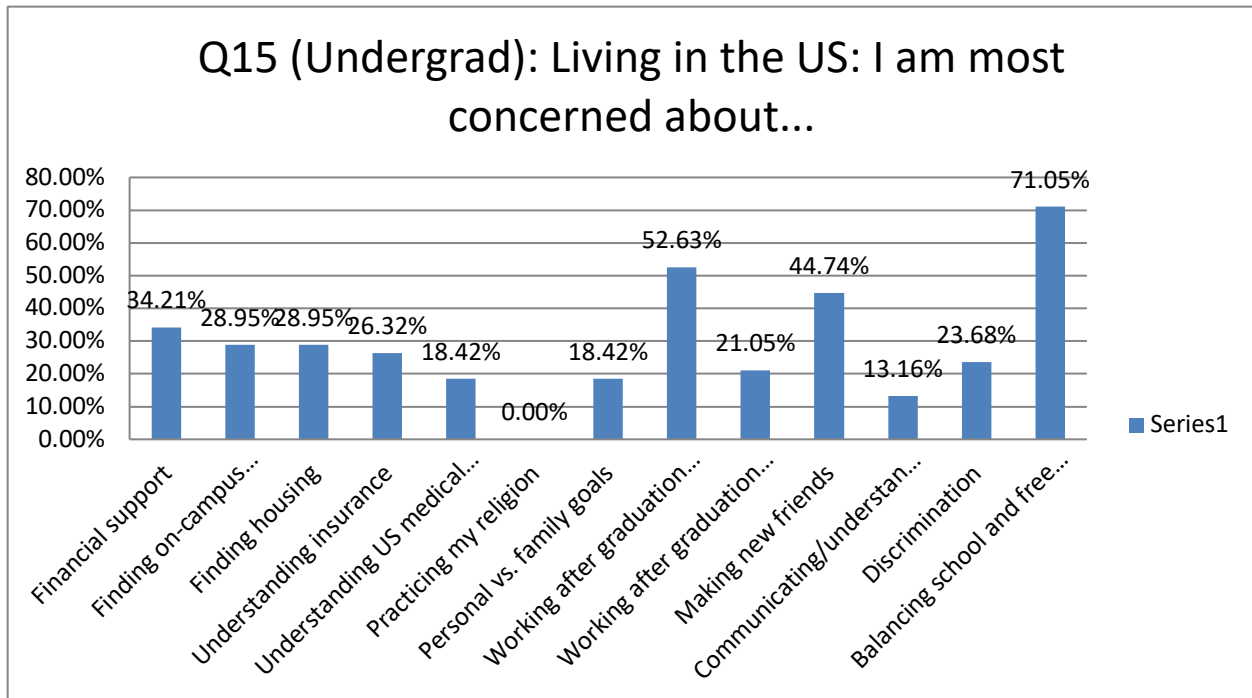
Answer Choices	Responses	
	Yes	38.46%
No	61.54%	24

**International Student Needs Assessment 2017-18 FALL
All Responses ONLY**



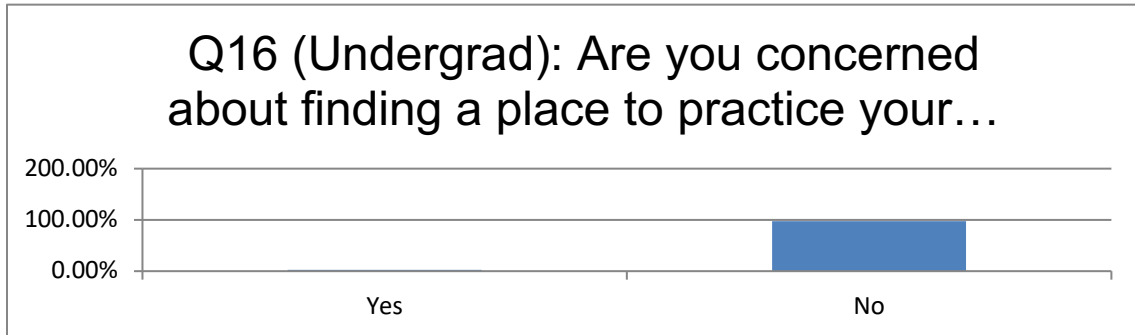
Answer Choices	Responses	
to learn more about US culture and people	28.95%	11
research opportunities	28.95%	11
SCU was the first school that sent me an I-20/DS-2019	7.89%	3
friend or family member attends or has attended SCU	31.58%	12
the academic quality of SCU	73.68%	28
the geographic location of SCU	84.21%	32
Other (please specify)		2

**International Student Needs Assessment 2017-18 FALL
All Responses ONLY**

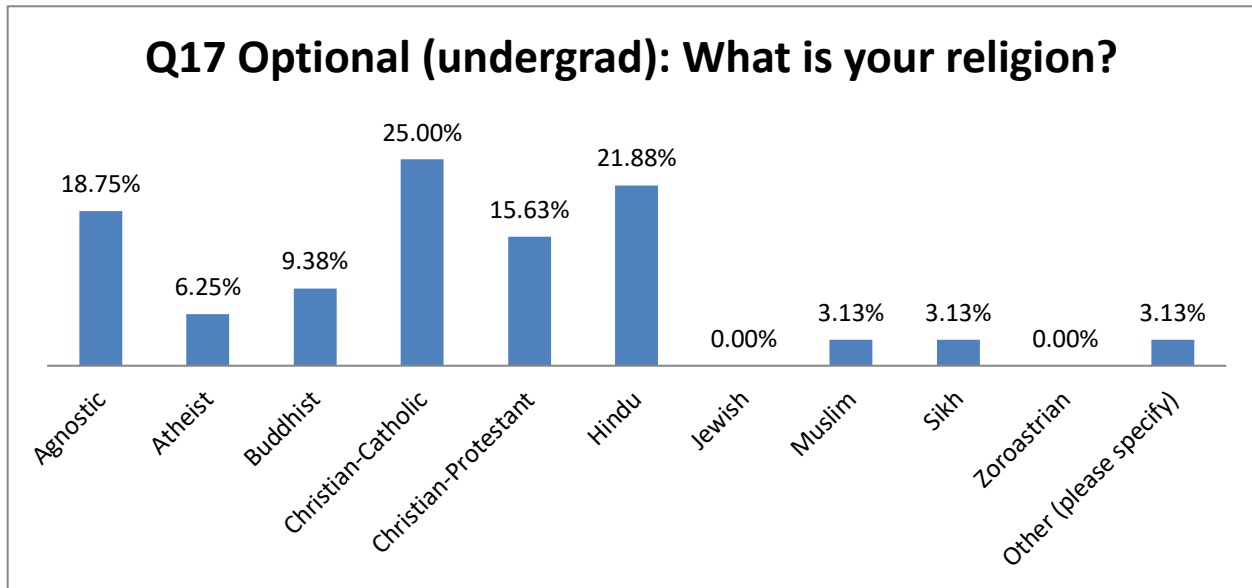


Answer Choices	Responses	
Financial support	34.21%	13
Finding on-campus employment	28.95%	11
Finding housing	28.95%	11
Understanding insurance	26.32%	10
Understanding US medical care	18.42%	7
Practicing my religion	0.00%	0
Personal vs. family goals	18.42%	7
Working after graduation (US)	52.63%	20
Working after graduation (Home Country)	21.05%	8
Making new friends	44.74%	17
Communicating/understanding American English	13.16%	5
Discrimination	23.68%	9
Balancing school and free time	71.05%	27
Other		1

**International Student Needs Assessment 2017-18 FALL
All Responses ONLY**

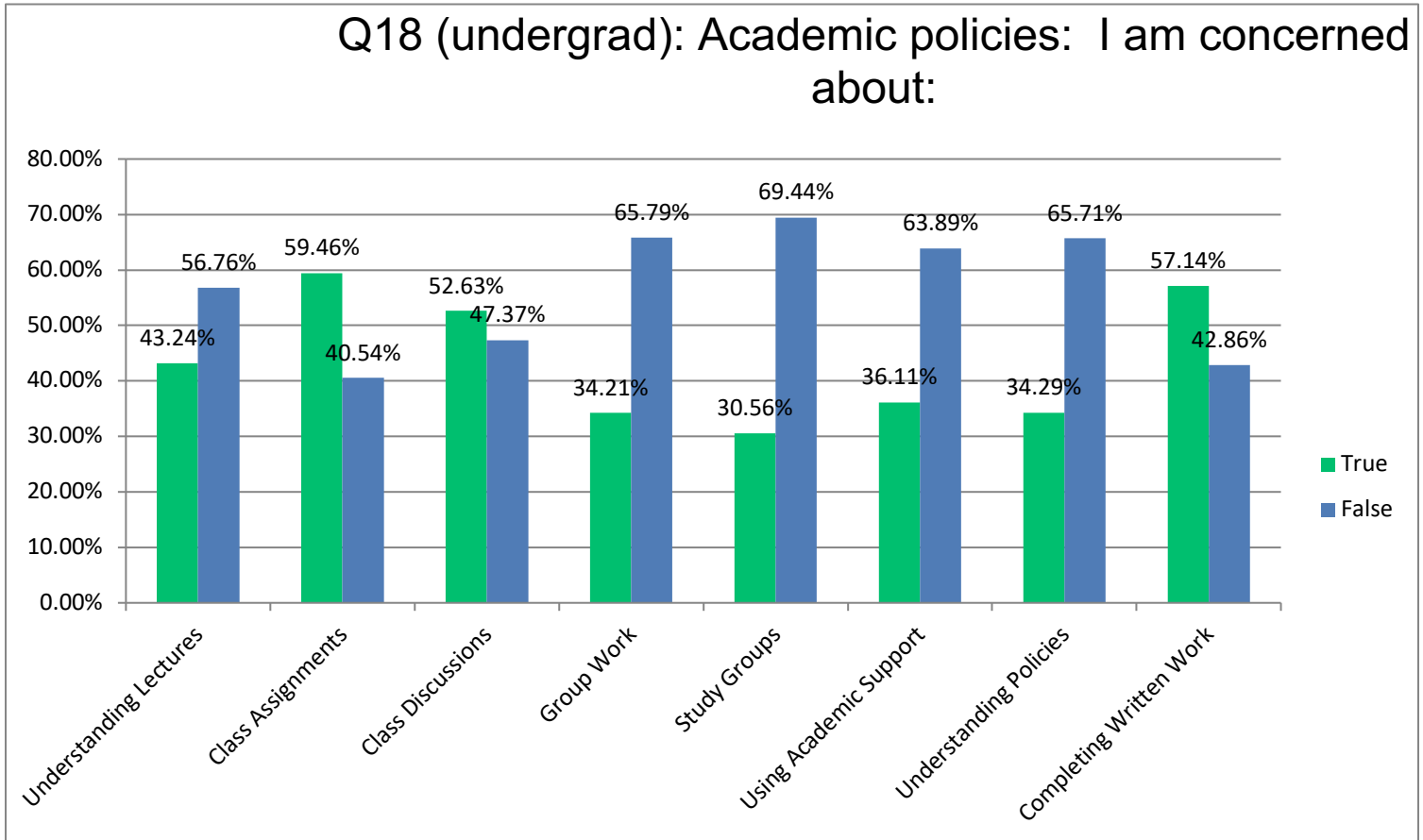


Answer Choices	Responses	
Yes	2.78%	1
No	97.22%	35



Agnostic	18.75%	6
Atheist	6.25%	2
Buddhist	9.38%	3
Christian-Catholic	25.00%	8
Christian-Protestant	15.63%	5
Hindu	21.88%	7
Jewish	0.00%	0
Muslim	3.13%	1
Sikh	3.13%	1
Zoroastrian	0.00%	0
Other (please specify)	3.13%	1

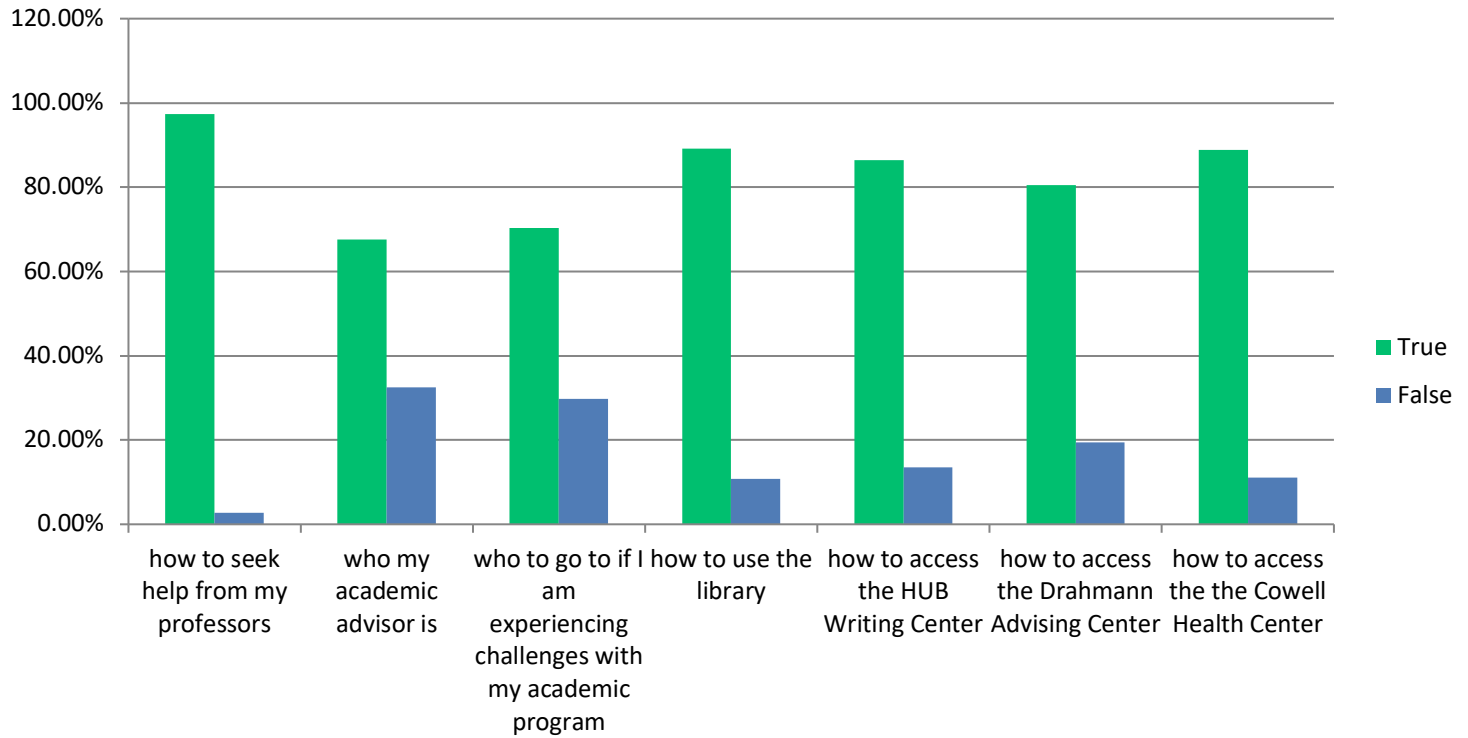
**International Student Needs Assessment 2017-18 FALL
All Responses ONLY**



Understanding Lectures	43.24%	16	56.76%	21	37
Class Assignments	59.46%	22	40.54%	15	37
Class Discussions	52.63%	20	47.37%	18	38
Group Work	34.21%	13	65.79%	25	38
Study Groups	30.56%	11	69.44%	25	36
Using Academic Support	36.11%	13	63.89%	23	36
Understanding Policies	34.29%	12	65.71%	23	35
Completing Written Work	57.14%	20	42.86%	15	35

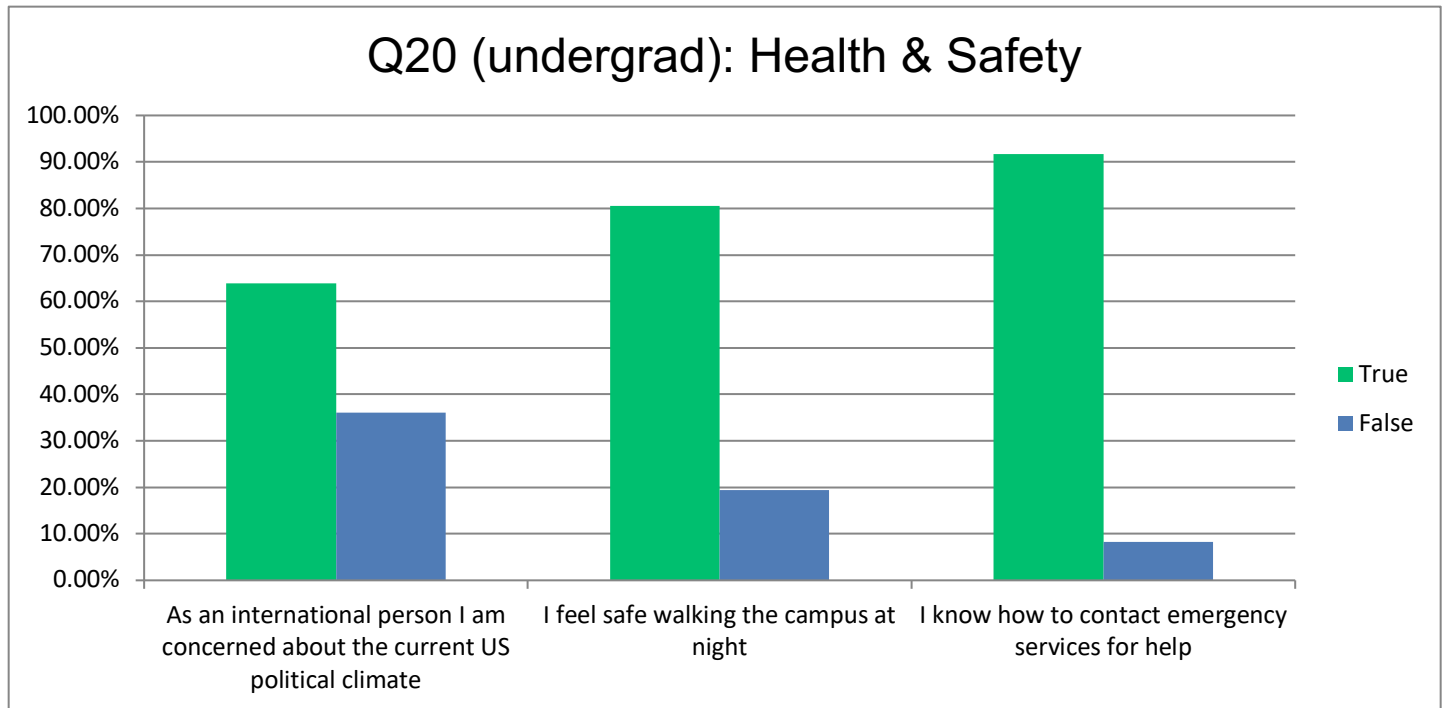
**International Student Needs Assessment 2017-18 FALL
All Responses ONLY**

Q19 (undergrad): Please indicate your agreement to the following: I know...



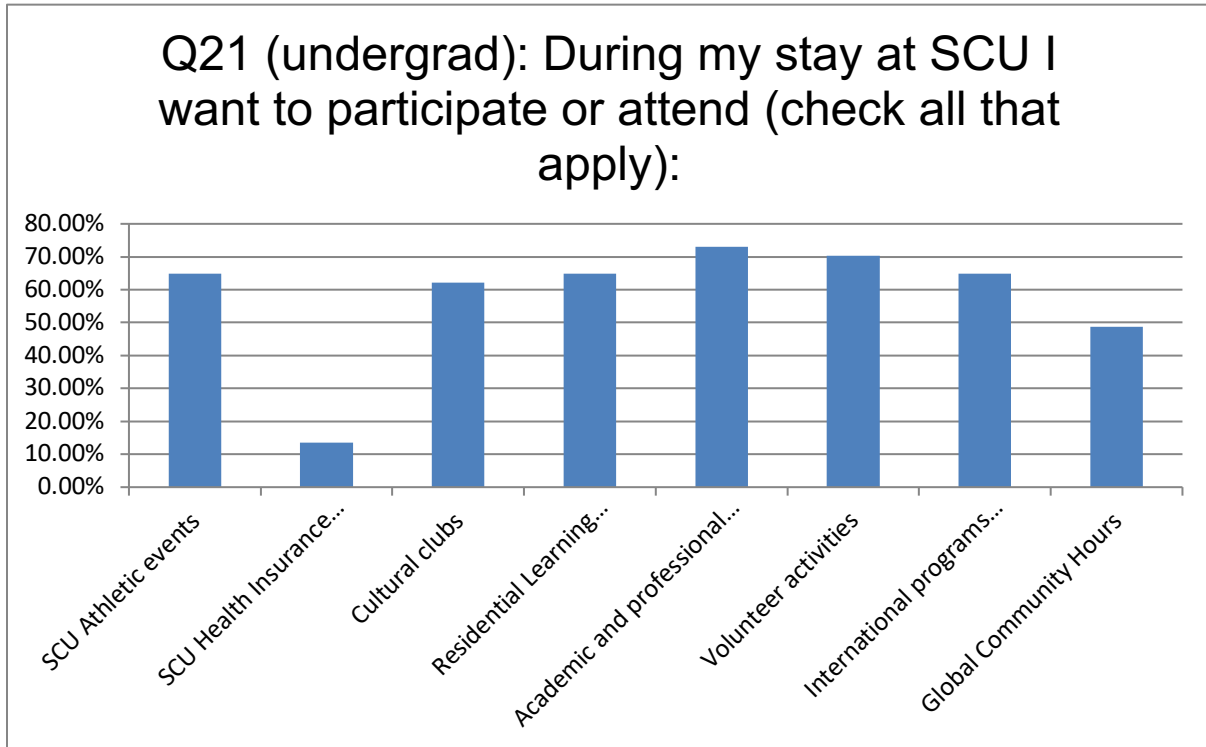
	True		False		Total
	%	Count	%	Count	
how to seek help from my professors	97.30%	36	2.70%	1	37
who my academic advisor is	67.57%	25	32.43%	12	37
who to go to if I am experiencing challenges with my academic program	70.27%	26	29.73%	11	37
how to use the library	89.19%	33	10.81%	4	37
how to access the HUB Writing Center	86.49%	32	13.51%	5	37
how to access the Drahmman Advising Center	80.56%	29	19.44%	7	36
how to access the the Cowell Health Center	88.89%	32	11.11%	4	36

**International Student Needs Assessment 2017-18 FALL
All Responses ONLY**

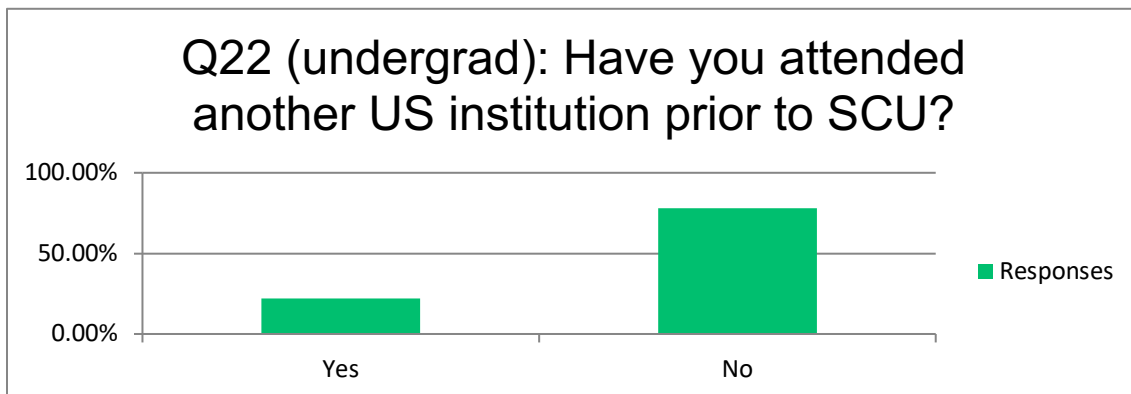


	True		False		Total
	Percentage	Count	Percentage	Count	
As an international person I am concerned about the current US political climate	63.89%	23	36.11%	13	36
I feel safe walking the campus at night	80.56%	29	19.44%	7	36
I know how to contact emergency services for help	91.67%	33	8.33%	3	36

**International Student Needs Assessment 2017-18 FALL
All Responses ONLY**



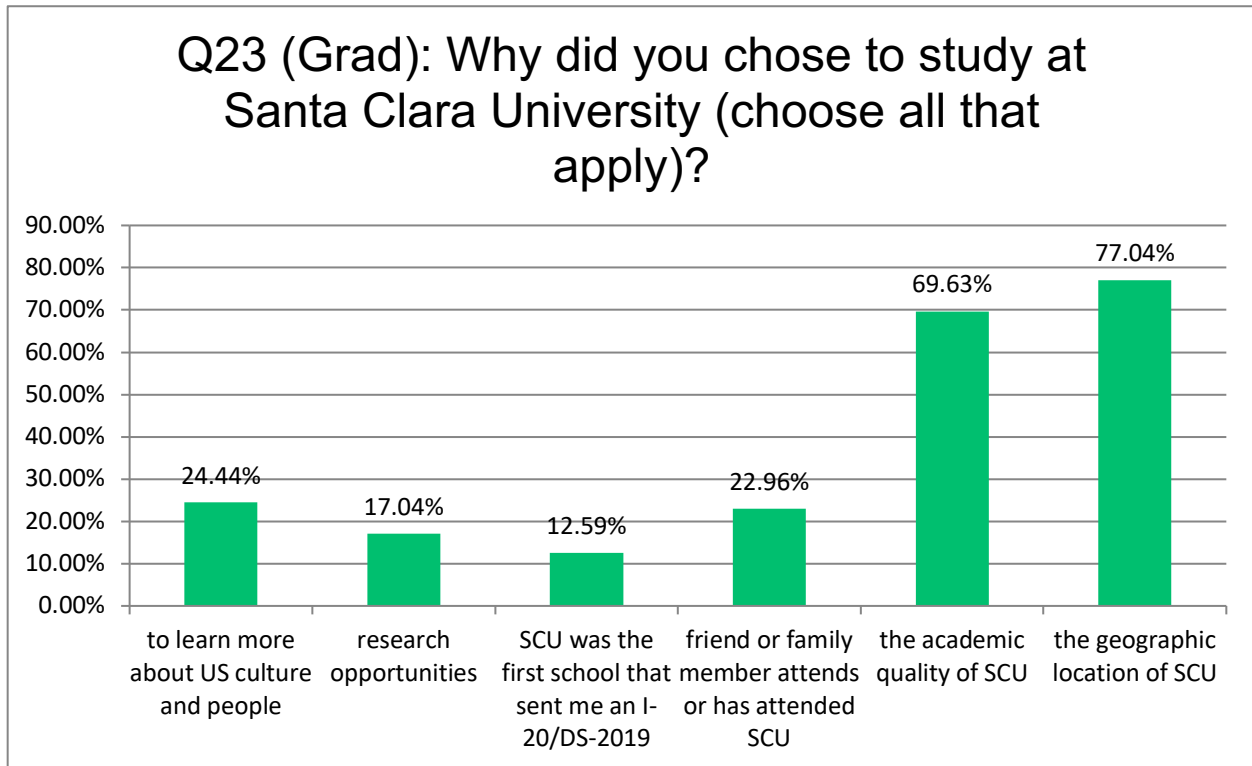
Answer Choices	Responses	
SCU Athletic events	64.86%	24
SCU Health Insurance Workshop	13.51%	5
Cultural clubs	62.16%	23
Residential Learning Community events/programs	64.86%	24
Academic and professional development clubs	72.97%	27
Volunteer activities	70.27%	26
International programs abroad	64.86%	24
Global Community Hours	48.65%	18



**International Student Needs Assessment
All Responses**

**2017-18 FALL
ONLY**

Answer Choices	Responses	
Yes	22.06%	30
No	77.94%	106

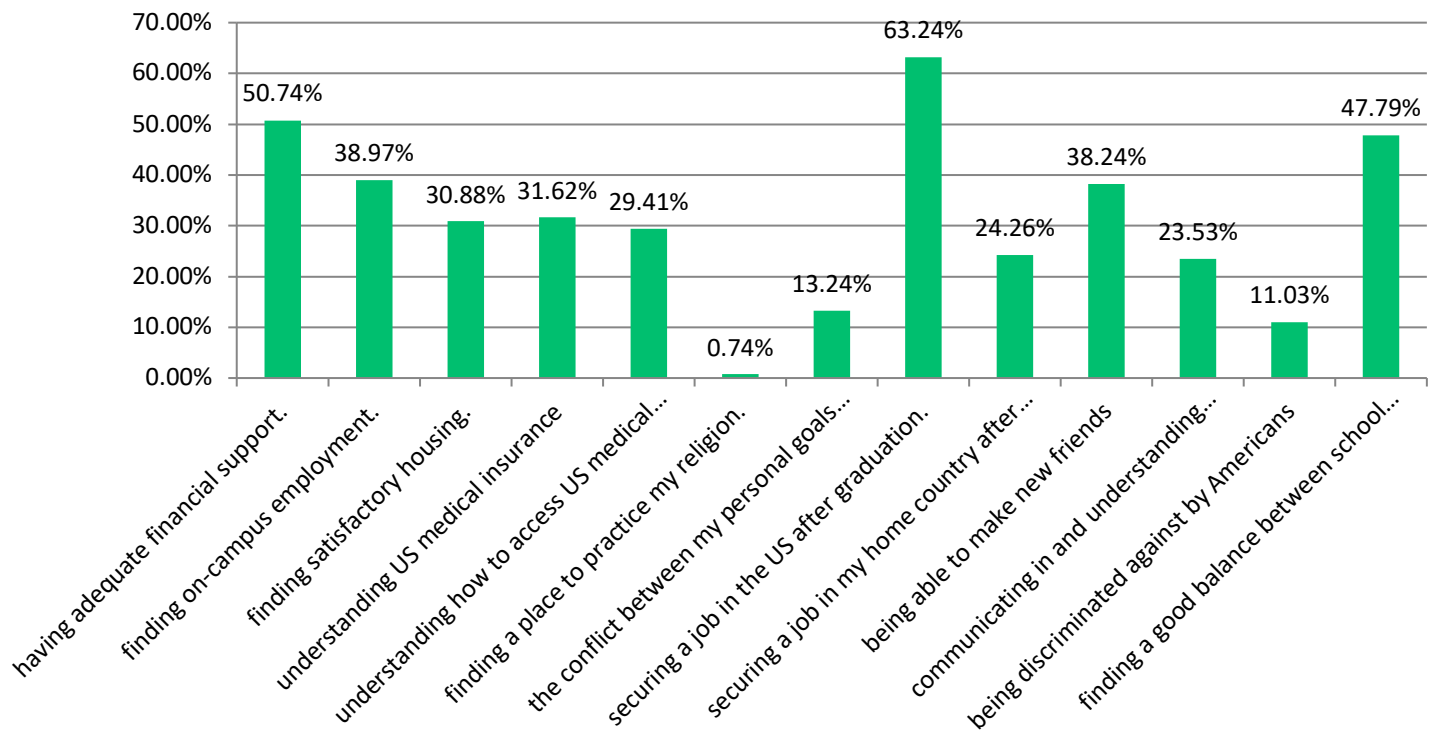


Answer Choices	Responses	
to learn more about US culture and people	24.44%	33
research opportunities	17.04%	23
SCU was the first school that sent me an I-20/DS-2019	12.59%	17
friend or family member attends or has attended SCU	22.96%	31
the academic quality of SCU	69.63%	94
the geographic location of SCU	77.04%	104
Other (please specify)		8

**International Student Needs Assessment
All Responses**

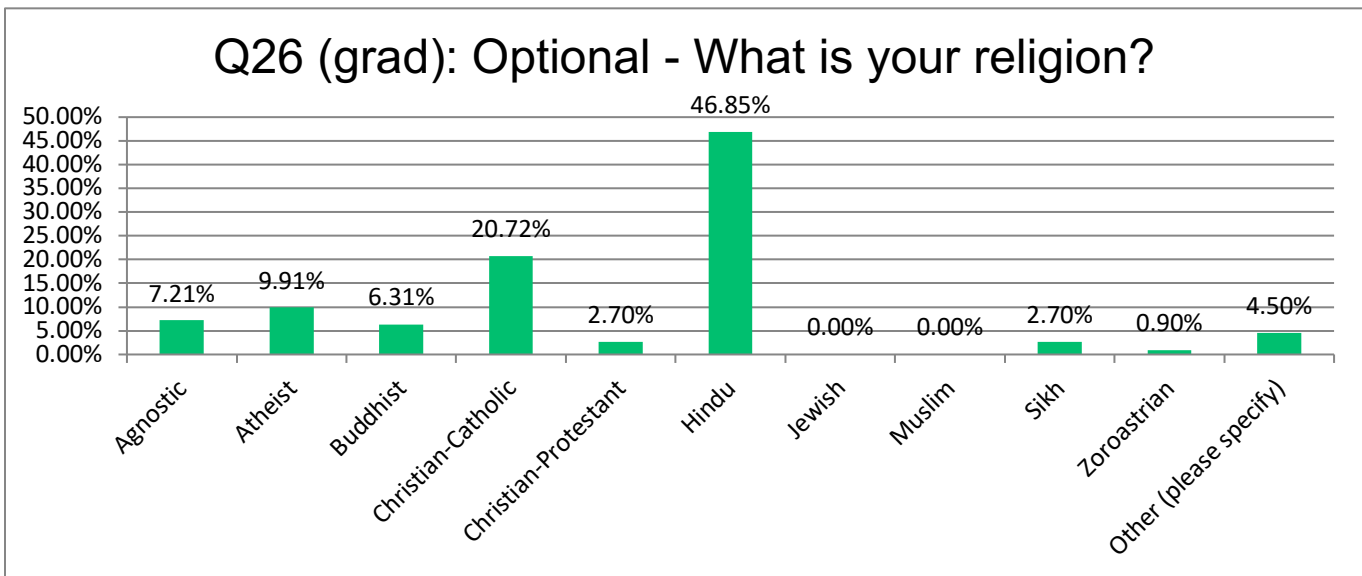
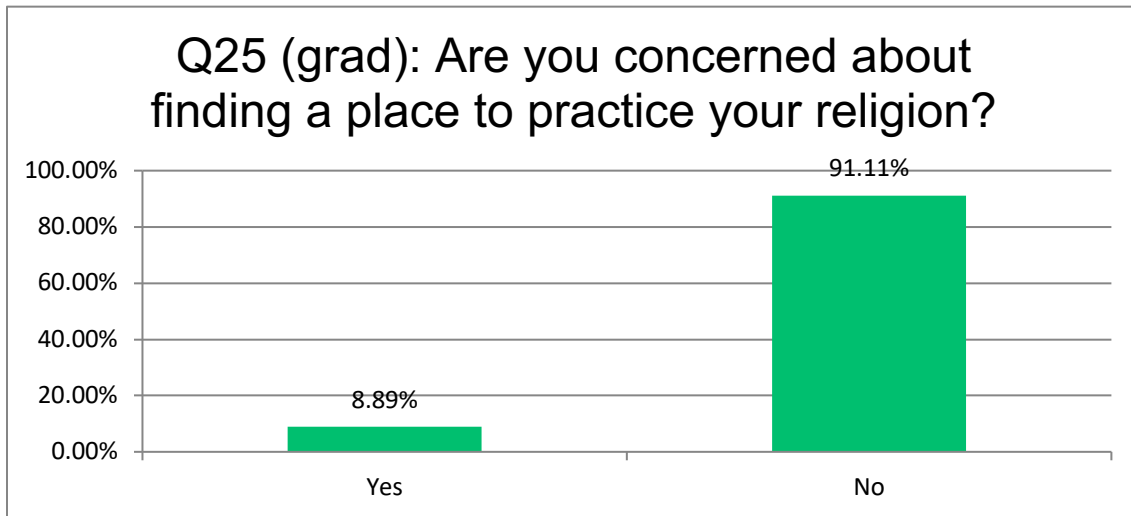
**2017-18 FALL
ONLY**

Q24 (grad): Living in the US: I am most concerned about... (Choose 5)



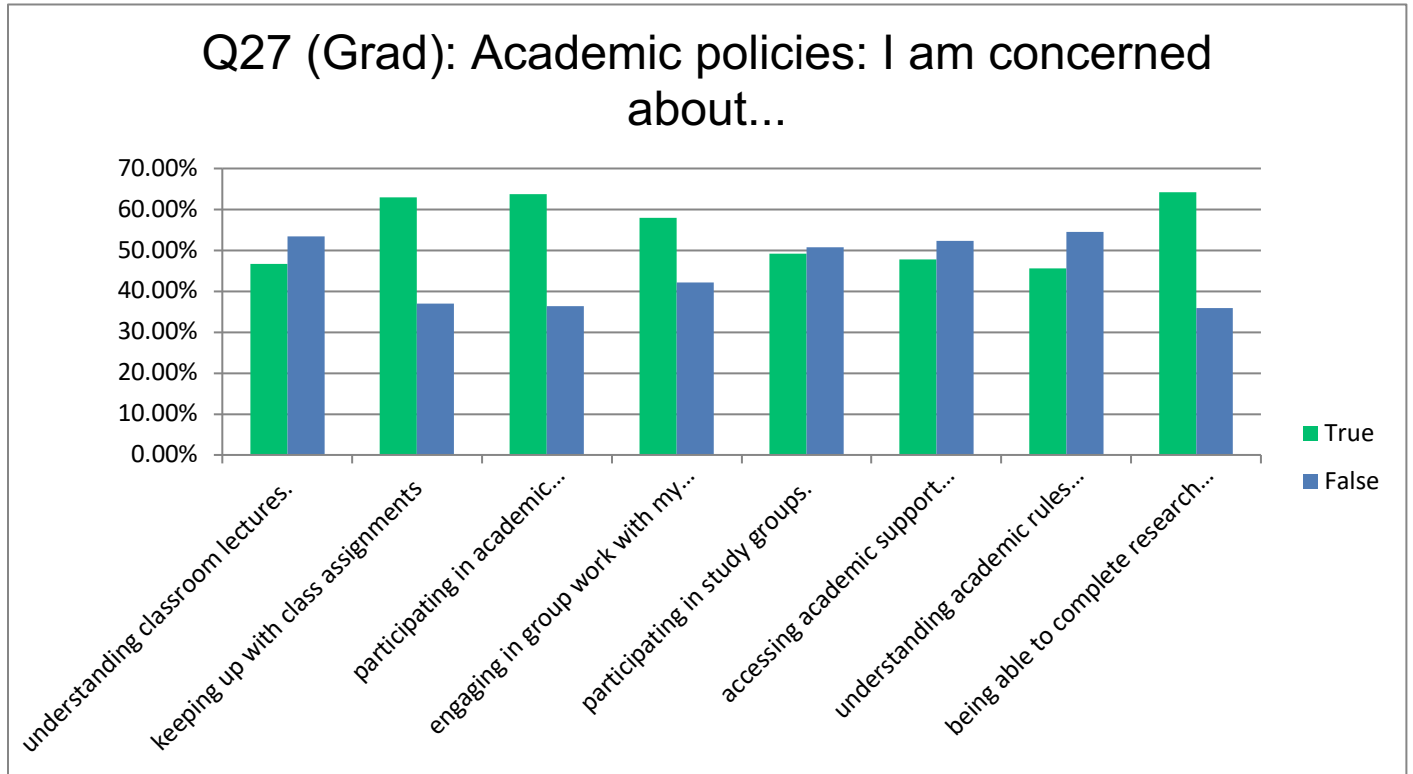
Answer Choices	Responses	
having adequate financial support.	50.74%	69
finding on-campus employment.	38.97%	53
finding satisfactory housing.	30.88%	42
understanding US medical insurance	31.62%	43
understanding how to access US medical care	29.41%	40
finding a place to practice my religion.	0.74%	1
the conflict between my personal goals and my family's goals for me.	13.24%	18
securing a job in the US after graduation.	63.24%	86
securing a job in my home country after graduation.	24.26%	33
being able to make new friends	38.24%	52
communicating in and understanding American English	23.53%	32
being discriminated against by Americans	11.03%	15
finding a good balance between school work and free time	47.79%	65

**International Student Needs Assessment 2017-18 FALL
All Responses ONLY**



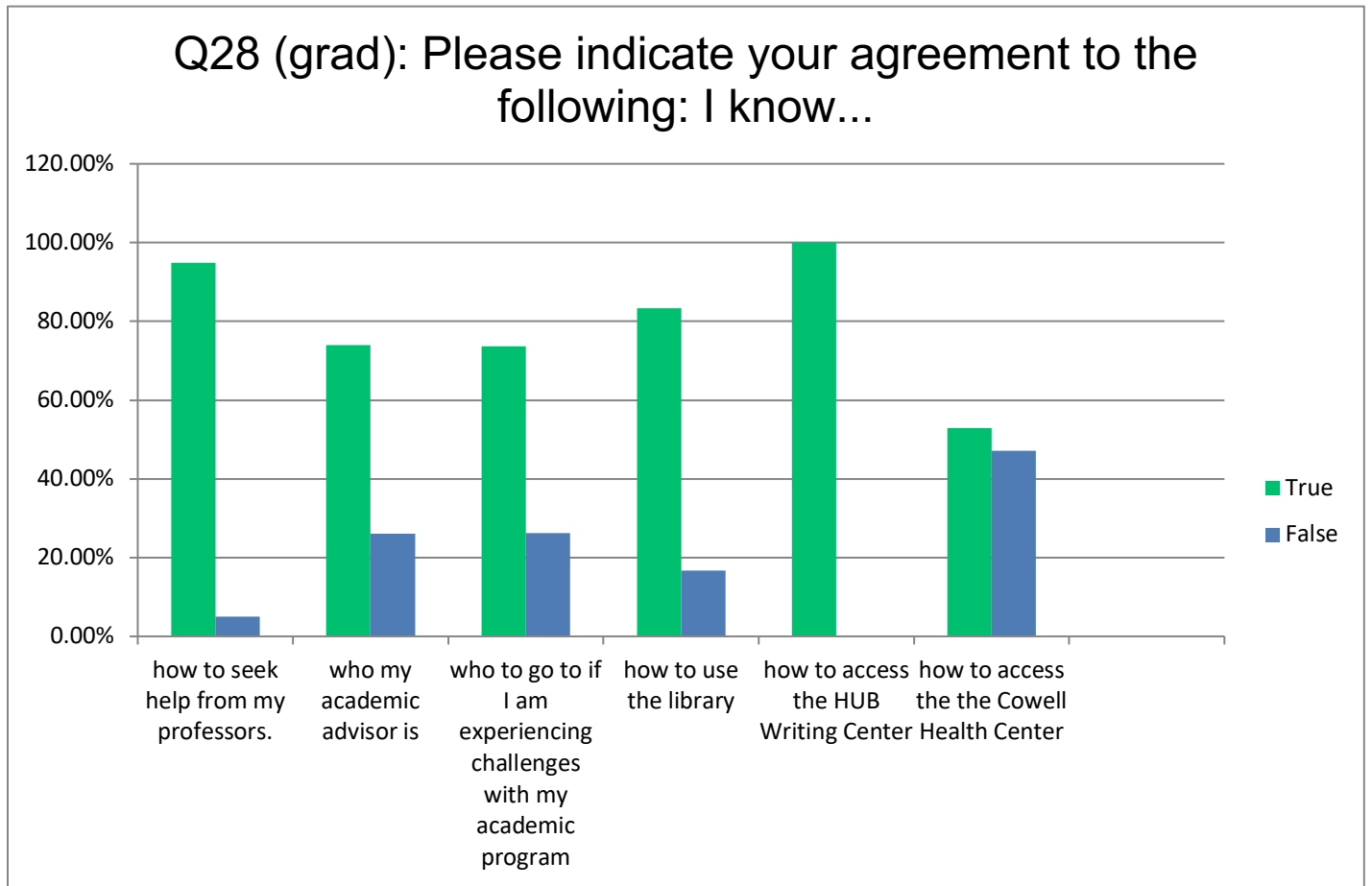
Answer Choices	Responses	
Agnostic	7.21%	8
Atheist	9.91%	11
Buddhist	6.31%	7
Christian-Catholic	20.72%	23
Christian-Protestant	2.70%	3
Hindu	46.85%	52
Jewish	0.00%	0
Muslim	0.00%	0
Sikh	2.70%	3
Zoroastrian	0.90%	1
Other (please specify)	4.50%	5

**International Student Needs Assessment 2017-18 FALL
All Responses ONLY**



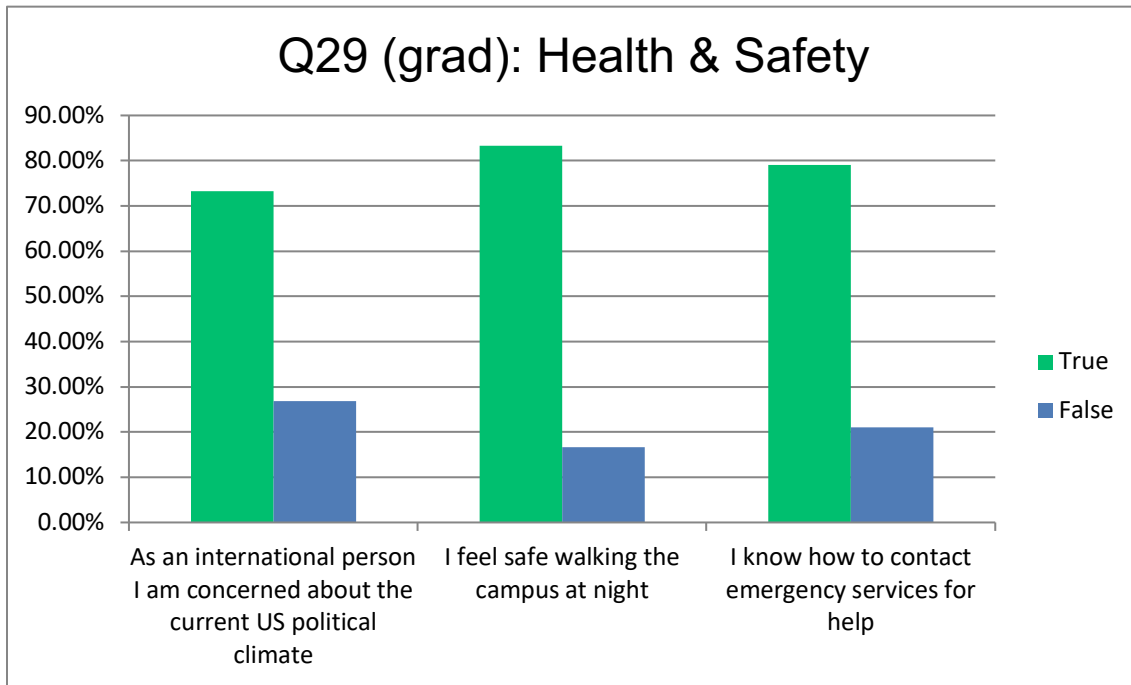
	True		False		Total
understanding classroom lectures.	46.67%	63	53.33%	72	135
keeping up with class assignments	62.96%	85	37.04%	50	135
participating in academic discussions.	63.70%	86	36.30%	49	135
engaging in group work with my classmates.	57.89%	77	42.11%	56	133
participating in study groups.	49.25%	66	50.75%	68	134
accessing academic support services (e.g., the HUB Writing Center, Library, Office Hours).	47.76%	64	52.24%	70	134
understanding academic rules and regulations	45.52%	61	54.48%	73	134
being able to complete research papers and other writing assignments	64.18%	86	35.82%	48	134

**International Student Needs Assessment 2017-18 FALL
All Responses ONLY**



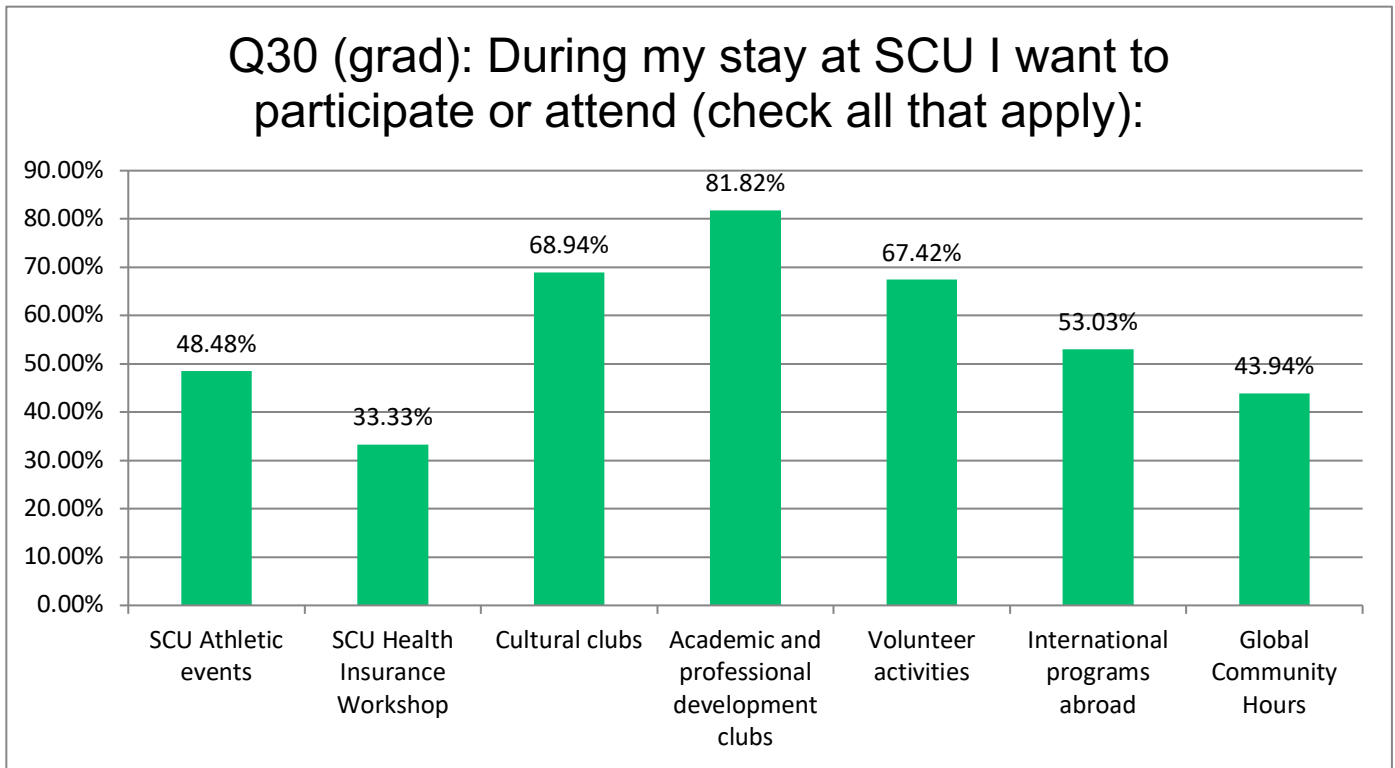
	True		False		Total
	%	Count	%	Count	
how to seek help from my professors.	94.93%	131	5.07%	7	138
who my academic advisor is	73.91%	102	26.09%	36	138
who to go to if I am experiencing challenges with my academic program	73.72%	101	26.28%	36	137
how to use the library	83.33%	115	16.67%	23	138
how to access the HUB Writing Center	100.00%	2	0.00%	0	2
how to access the the Cowell Health Center	52.90%	73	47.10%	65	138

**International Student Needs Assessment 2017-18 FALL
All Responses ONLY**



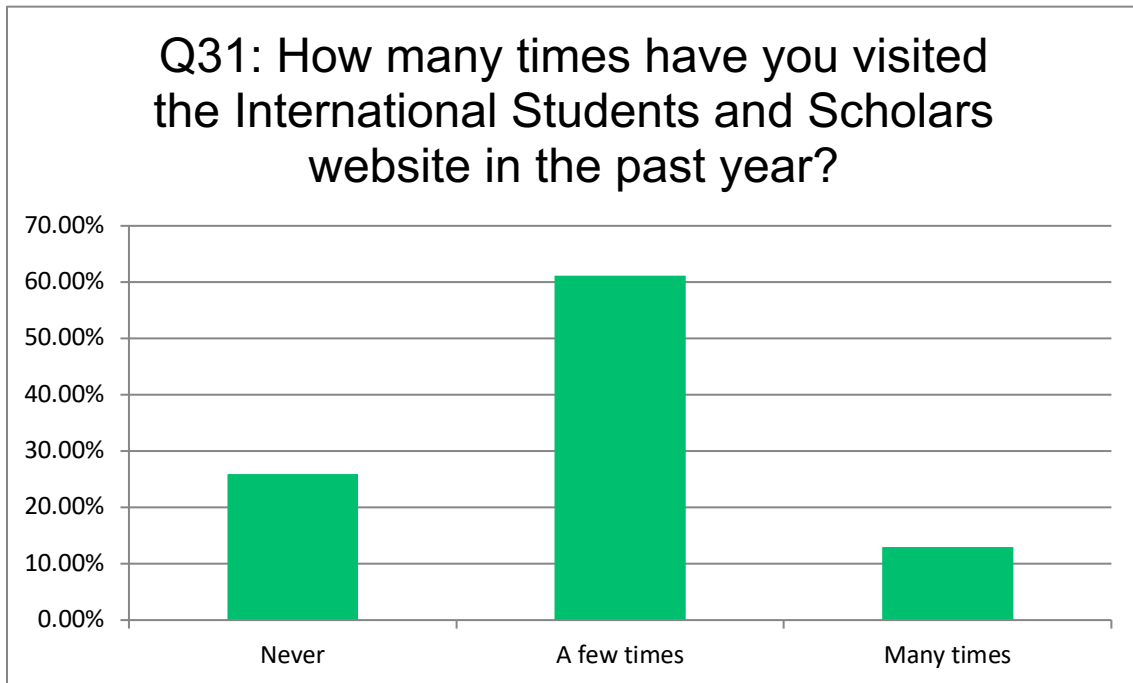
	True		False		Total
As an international person I am concerned about the current US political climate	73.19%	101	26.81%	37	138
I feel safe walking the campus at night	83.33%	115	16.67%	23	138
I know how to contact emergency services for help	78.99%	109	21.01%	29	138

**International Student Needs Assessment 2017-18 FALL
All Responses ONLY**



Answer Choices	Responses	
SCU Athletic events	48.48%	64
SCU Health Insurance Workshop	33.33%	44
Cultural clubs	68.94%	91
Academic and professional development clubs	81.82%	108
Volunteer activities	67.42%	89
International programs abroad	53.03%	70
Global Community Hours	43.94%	58

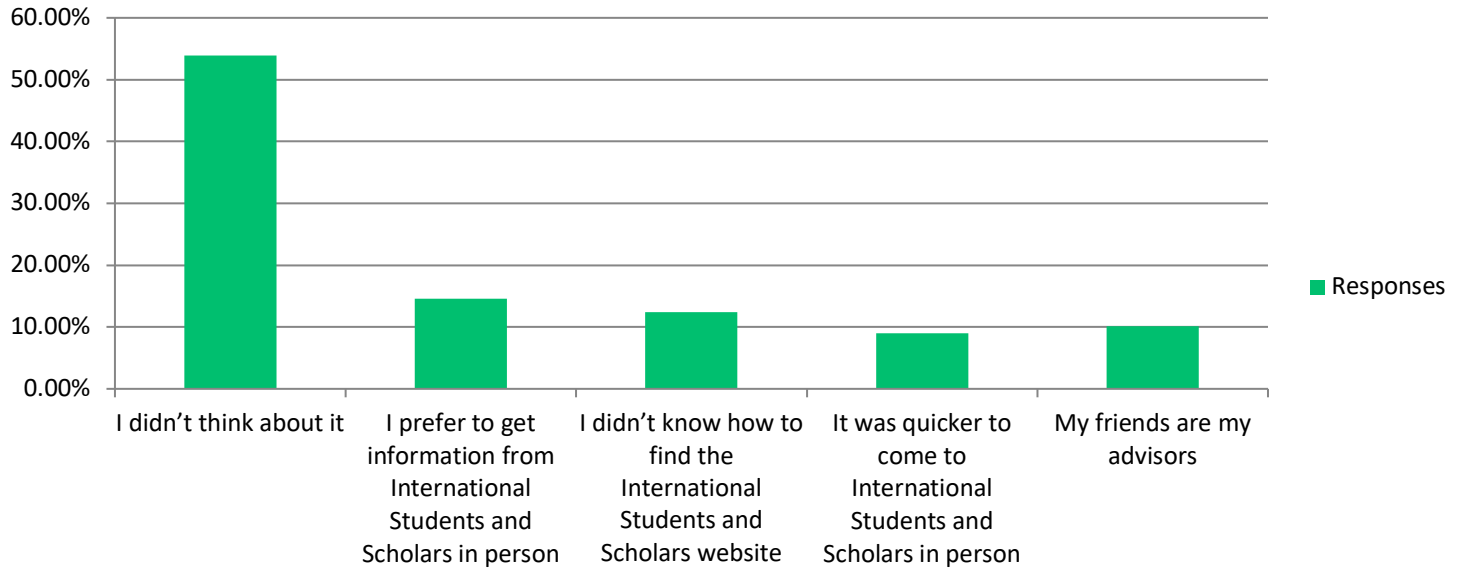
**International Student Needs Assessment 2017-18 FALL
All Responses ONLY**



Answer Choices	Responses	
	Never	25.88%
A few times	61.18%	104
Many times	12.94%	22

**International Student Needs Assessment 2017-18 FALL
All Responses ONLY**

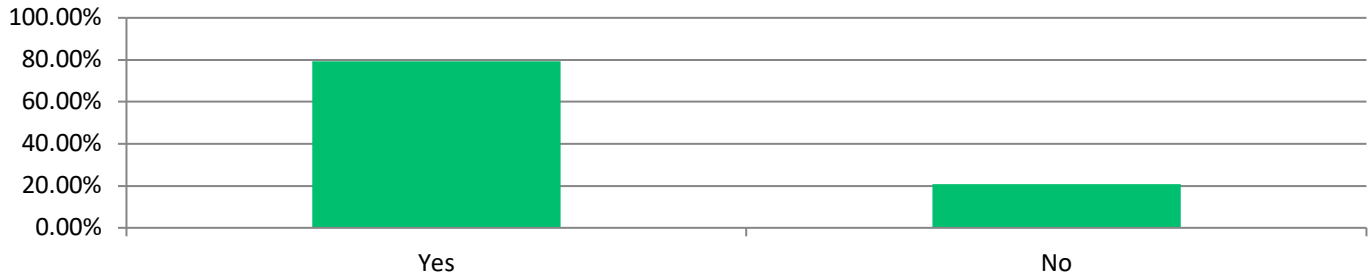
Q32: If you have not visited the International Students and Scholars website, what is the main reason for this?



Answer Choices	Responses	
I didn't think about it	53.93%	48
I prefer to get information from International Students and Scholars in person	14.61%	13
I didn't know how to find the International Students and Scholars website	12.36%	11
It was quicker to come to International Students and Scholars in person	8.99%	8
My friends are my advisors	10.11%	9
Other (please specify)		4

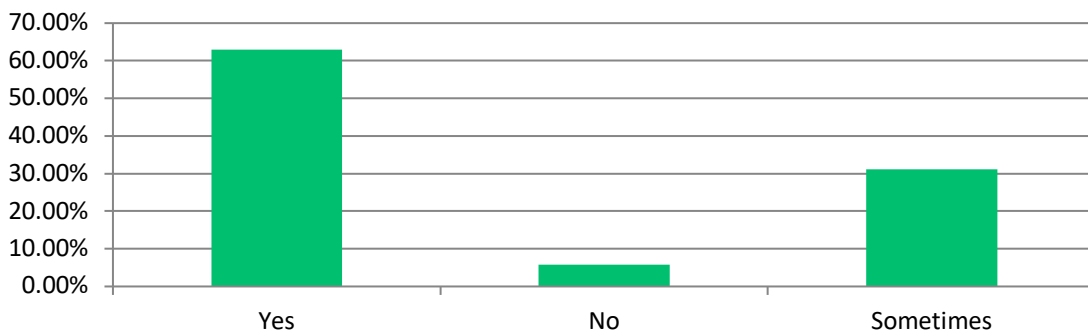
**International Student Needs Assessment 2017-18 FALL
All Responses ONLY**

Q33: Was it easy to find the information you were looking for on the International Students and Scholars website?



Answer Choices	Responses	
	Yes	79.35%
No	20.65%	32

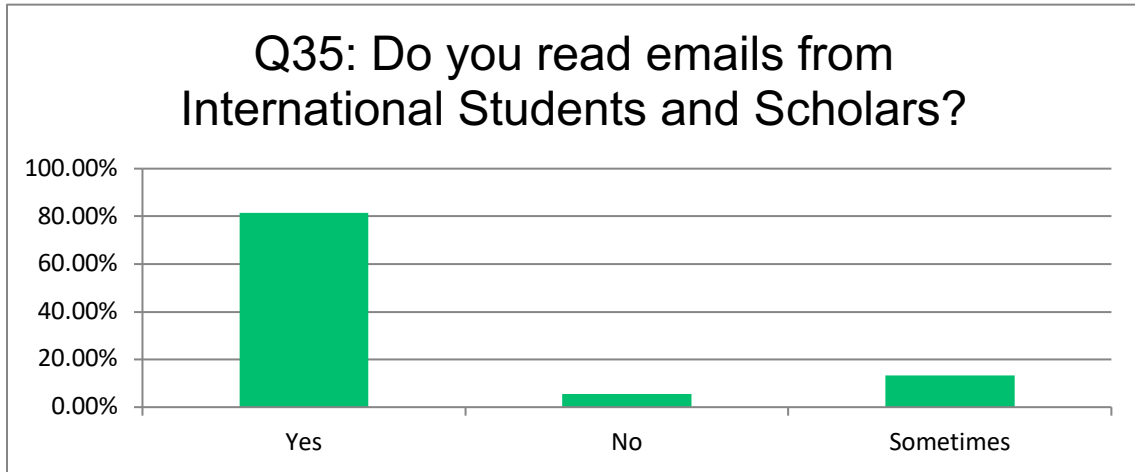
Q34: Was the information you found on the International Students and Scholars website helpful?



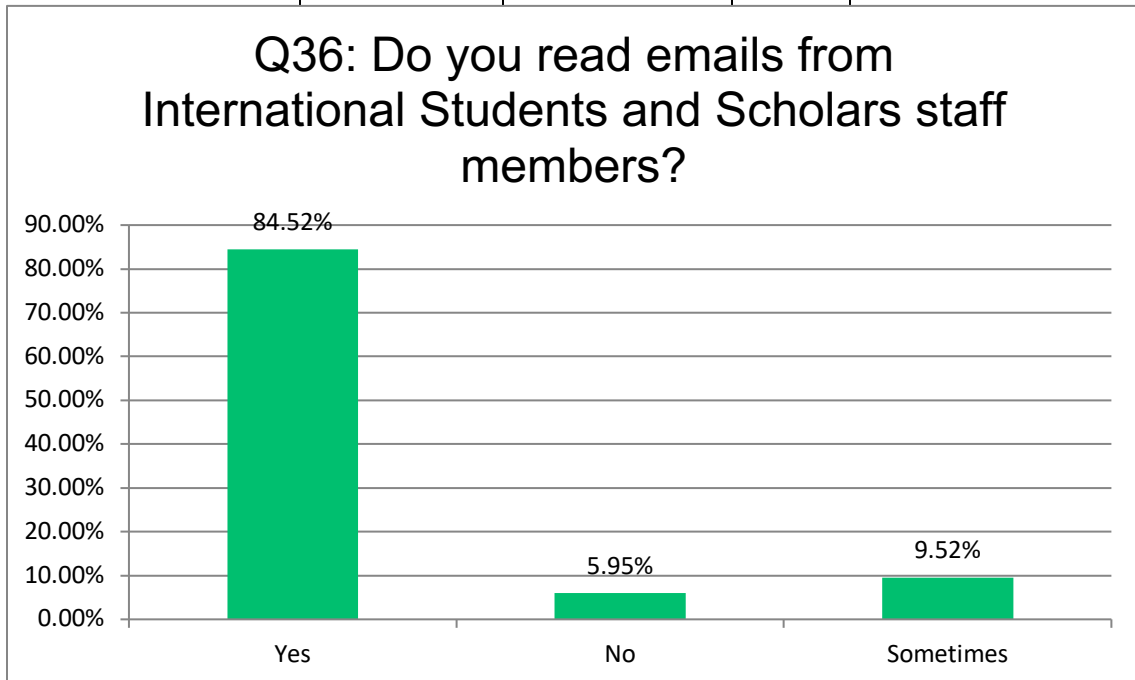
Answer Choices	Responses	
	Yes	62.99%
No	5.84%	9
Sometimes	31.17%	48

**International Student Needs Assessment
All Responses**

**2017-18 FALL
ONLY**

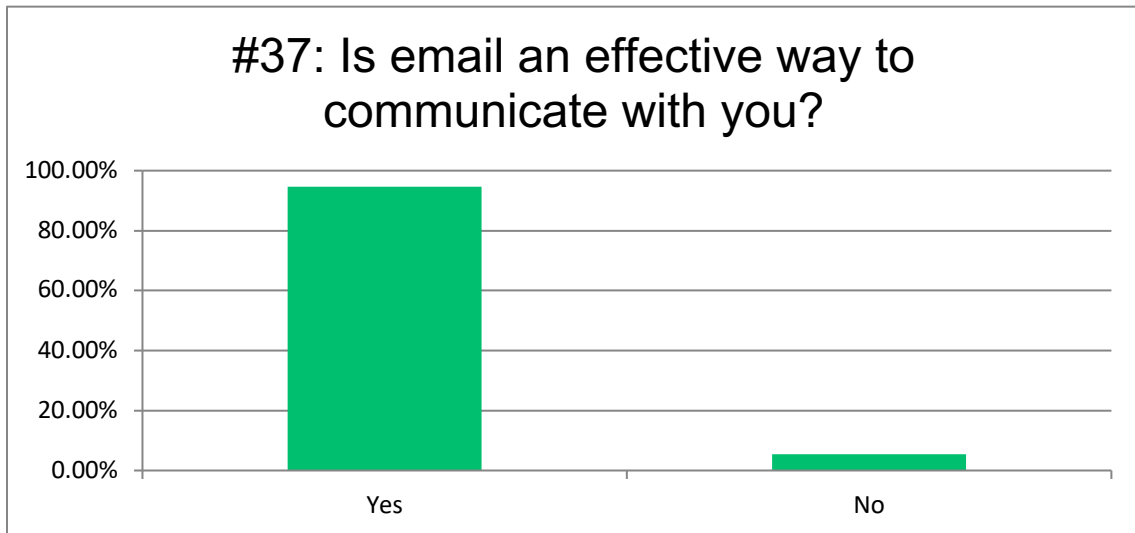


Answer Choices	Responses	
Yes	81.33%	135
No	5.42%	9
Sometimes	13.25%	22

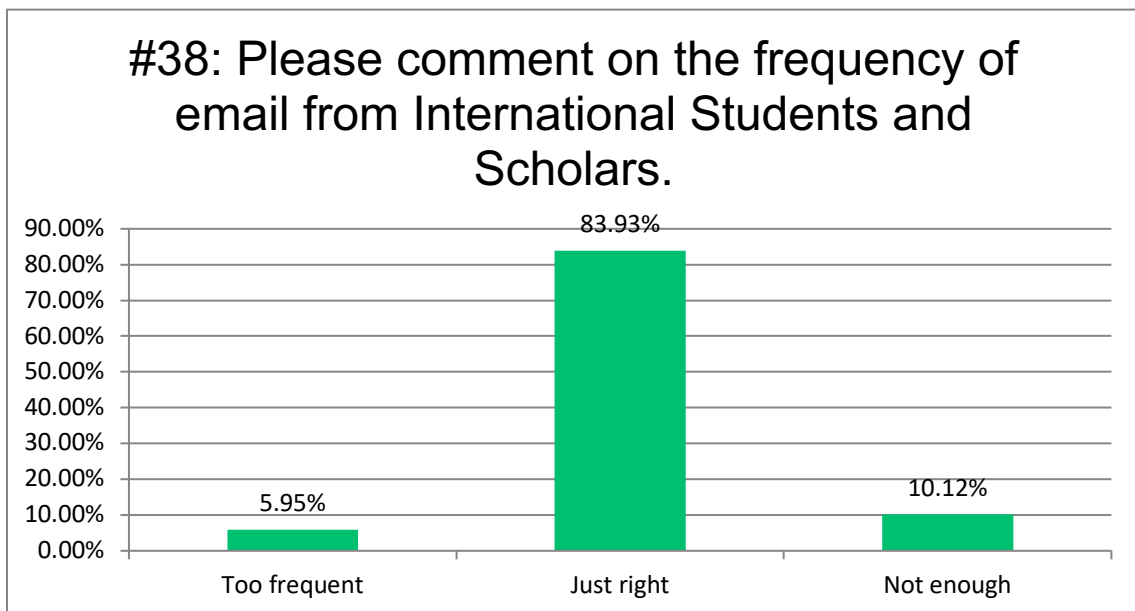


Answer Choices	Responses	
Yes	84.52%	142
No	5.95%	10
Sometimes	9.52%	16

**International Student Needs Assessment 2017-18 FALL
All Responses ONLY**

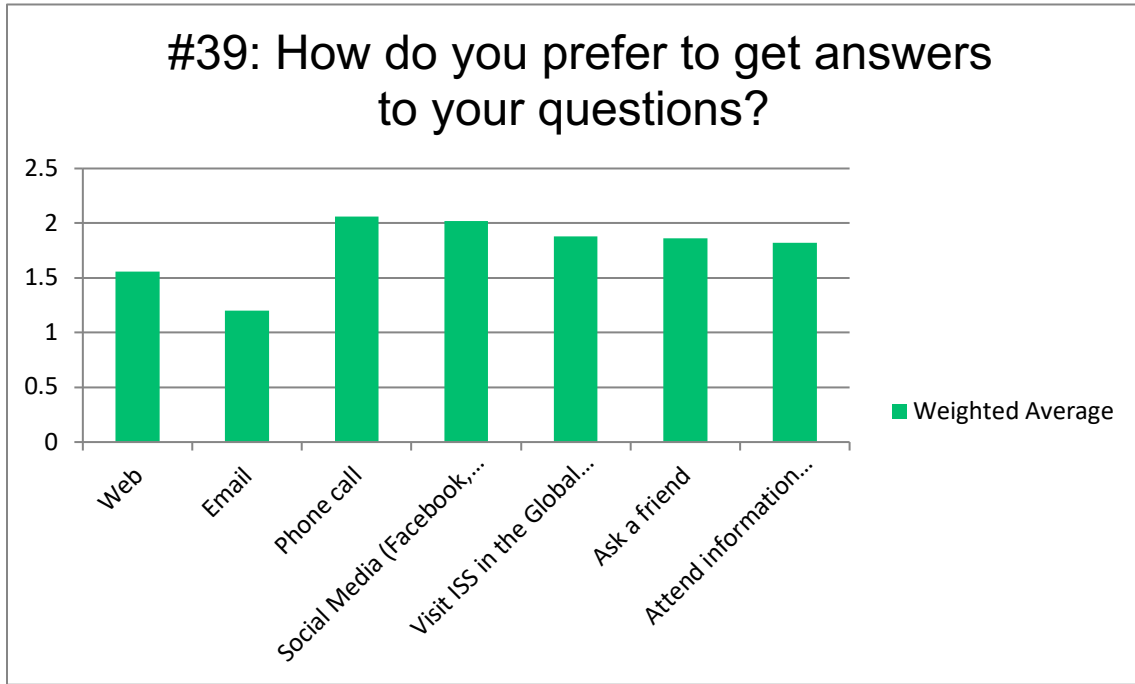


Answer Choices	Responses	
Yes	94.67%	160
No	5.33%	9



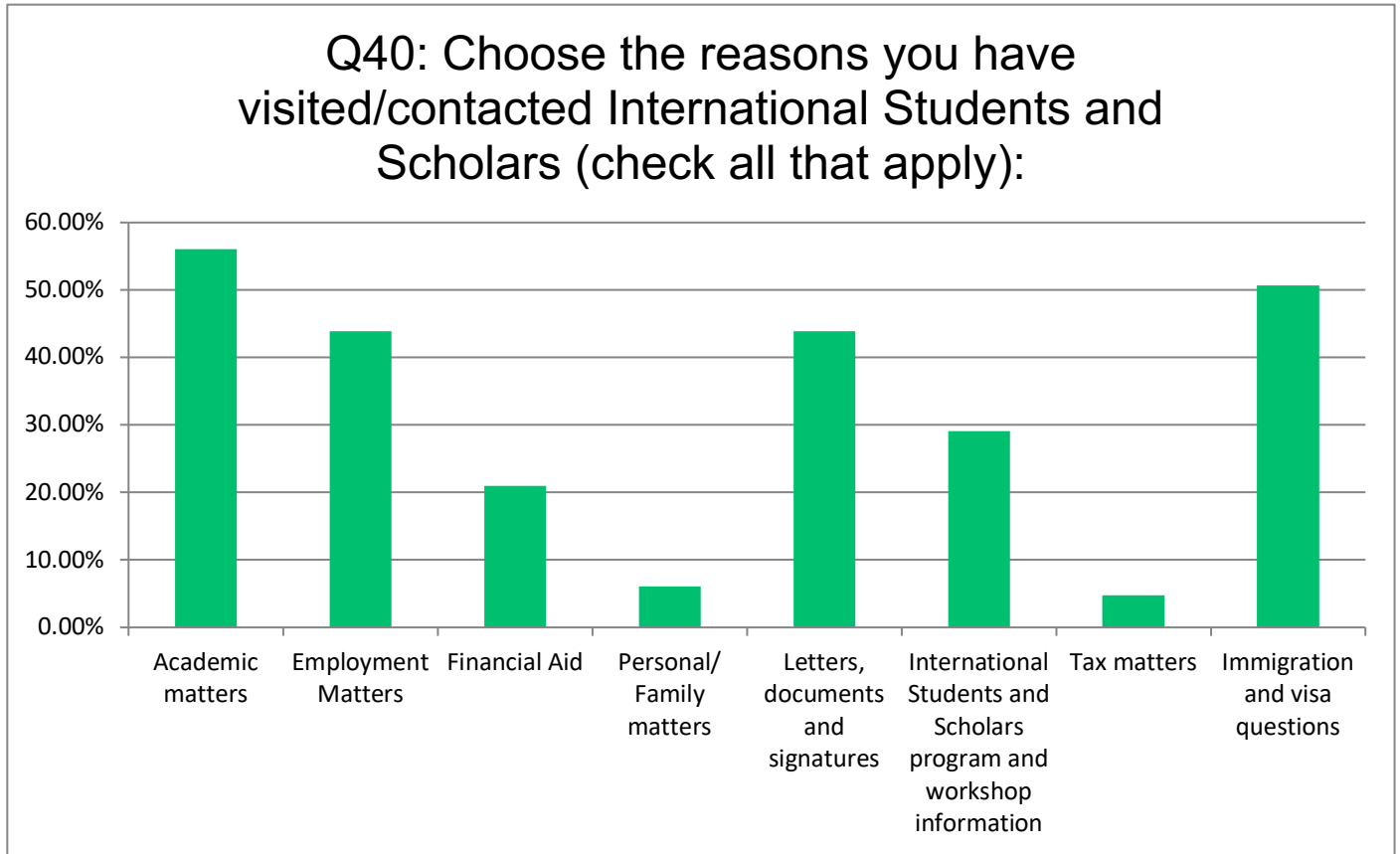
Answer Choices	Responses	
Too frequent	5.95%	10
Just right	83.93%	141
Not enough	10.12%	17

**International Student Needs Assessment 2017-18 FALL
All Responses ONLY**



	Most preferred		Neutral		Least Preferred		Total	Weighted Average
	%	Count	%	Count	%	Count		
Web	50.92%	83	41.72%	68	7.36%	12	163	1.56
Email	80.12%	137	19.30%	33	0.58%	1	171	1.2
Phone call	25.00%	40	44.38%	71	30.63%	49	160	2.06
Social Media (Facebook, Twitter, WhatsApp, WeChat...)	25.93%	42	45.68%	74	28.40%	46	162	2.02
Visit ISS in the Global Engagement Office	33.54%	55	45.12%	74	21.34%	35	164	1.88
Ask a friend	32.92%	53	47.83%	77	19.25%	31	161	1.86
Attend information sessions and workshops	33.13%	54	52.15%	85	14.72%	24	163	1.82

**International Student Needs Assessment 2017-18 FALL
All Responses ONLY**



Answer Choices	Responses	
Academic matters	56.08%	83
Employment Matters	43.92%	65
Financial Aid	20.95%	31
Personal/ Family matters	6.08%	9
Letters, documents and signatures	43.92%	65
International Students and Scholars program and workshop information	29.05%	43
Tax matters	4.73%	7
Immigration and visa questions	50.68%	75
Other (please specify)		2