

Identification		
Physical Location	500 EL CAMINO REAL	
City	SANTA CLARA	
State	California	
Zip	95053	
General Information Telephone	408-554-4000	
Admissions Office Telephone	408-554-4700	
Financial Aid Office Telephone	408-554-4505	
Web Address	www.scu.edu	
Employer ID Number (EIN)	941156697	
OPEID	00132600	
Chief Administrator Name	PAUL L LOCATELLI SJ	
Chief Administrator Title	PRESIDENT	

Part A - Educational Offerings		
<b>1. Which of the following types of instruction/programs are offered by your institution? [Check one or more]</b>		
<i>If your institution does not offer occupational, academic or continuing professional programs, you are not expected to complete this or any other IPEDS survey.</i>		
<input type="checkbox"/>	Unchecked	Occupational, may lead to a certificate, degree, or other formal award
<input checked="" type="checkbox"/>	Checked	Academic, leading to a certificate, degree, or diploma
<input type="checkbox"/>	Unchecked	Continuing professional (postbaccalaureate only)
<input type="checkbox"/>	Unchecked	Recreational or avocational (leisure) programs
<input type="checkbox"/>	Unchecked	Adult basic or remedial instruction or high school equivalency
<input type="checkbox"/>	Unchecked	Secondary (high school)

Part B - Organization - Control and Level		
<b>1. What is your institutional control or affiliation?</b>		
<input type="checkbox"/>	Radio Off	Public - Specify
		Primary control      Secondary control (if applicable)
		N/A                      N/A
<input type="checkbox"/>	Radio Off	Private for-profit
<input type="checkbox"/>	Radio Off	Private not-for-profit independent (no religious affiliation)
<input checked="" type="checkbox"/>	Radio On	Private not-for-profit religious affiliation - Specify
		Roman Catholic
<b>2. What award levels are offered by your institution? [Check all that apply]</b>		
Award Level		
<b>BELOW THE BACCALAUREATE:</b>		
1	<input type="checkbox"/>	Unchecked Postsecondary award, certificate, or diploma of less than one academic year • less than 900 contact or clock hours, or

		<ul style="list-style-type: none"> <li>• less than 30 semester or trimester credit hours, or</li> <li>• less than 45 quarter credit hours</li> </ul>
2	Unchecked	<b>Postsecondary award, certificate, or diploma of at least one but less than two academic years</b> <ul style="list-style-type: none"> <li>• at least 900 but less than 1800 contact or clock hours, or</li> <li>• at least 30 but less than 60 semester or trimester credit hours, or</li> <li>• at least 45 but less than 90 quarter credit hours</li> </ul>
3	Unchecked	<b>Associate's degree</b>
4	Unchecked	<b>Postsecondary award, certificate, or diploma of at least two but less than four academic years</b> <ul style="list-style-type: none"> <li>• 1800 or more contact or clock hours, or</li> <li>• 60 or more semester or trimester credit hours, or</li> <li>• 90 or more quarter credit hours</li> </ul>
<b>BACCALAUREATE AND ABOVE:</b>		
5	Checked	<b>Bachelor's degree or equivalent</b>
6	Checked	<b>Postbaccalaureate certificate</b>
7	Checked	<b>Master's degree</b>
8	Checked	<b>Post-master's certificate</b>
9	Checked	<b>Doctor's degree</b>
10	Checked	<b>First-professional degree</b>
11	Unchecked	<b>First-professional certificate (Post-degree)</b>
12	Unchecked	<b>Other; please specify in the Caveats box</b>

### Part B - Organization - Calendar System

*Your response to the next question determines how your institution reports Graduation Rates data in the Spring and how you report student charges in Part D of this survey.*

#### 3. What is the predominant calendar system at the institution? [Choose one]

##### Standard academic terms

*Checking one of these systems determines that your institution will provide Graduation Rates data based on a FALL COHORT and student charges based on a FULL ACADEMIC YEAR*

	Semester
	Quarter
	Trimester
	4-1-4 or similar plan
	Other academic calendar

##### Other calendar system

*Checking one of the following determines that your institution will provide Graduation Rates data based on a FULL YEAR COHORT and student charges data will be requested by PROGRAM.*

	Differs by program
	Continuous basis (every 2 weeks, monthly, or other period)

**Part B - Organization - Student Enrollment**

**4. Does your institution enroll any of the following types of students?**  
*Include all levels that your institution offers, even if there are no students currently enrolled at that level.*

	Full-time				Part-time			
<i>The answers to these questions determine which screens will be generated for reporting academic year tuition charges, and for reporting Fall Enrollment during the Winter and Spring collections. Additionally, checking Yes for full-time, first-time, degree/certificate-seeking undergraduate students determines that your institution must report pricing information for these students (on the IC survey) and Student Financial Aid information in the Spring collection. The reported full- and part-time 2001 Fall Enrollment counts are provided for your reference.</i>								
Undergraduate (academic or occupational programs)	<input type="radio"/> Radio Off	No	<input type="radio"/> Radio On	Yes	<input type="radio"/> Radio Off	No	<input type="radio"/> Radio On	Yes
First-time, degree/certificate-seeking undergraduate	<input type="radio"/> Radio Off	No	<input type="radio"/> Radio On	Yes	<input type="radio"/> Radio On	No	<input type="radio"/> Radio Off	Yes
Graduate	<input type="radio"/> Radio Off	No	<input type="radio"/> Radio On	Yes	<input type="radio"/> Radio Off	No	<input type="radio"/> Radio On	Yes
First-professional	<input type="radio"/> Radio Off	No	<input type="radio"/> Radio On	Yes				

**5. For academic year 1996-1997, did your institution have any full-time first-time degree/certificate-seeking students enrolled in programs at the baccalaureate level or below?**

*If you answer Yes to this question, you will be required to provide Graduation Rates data for 1996-1997 in the Spring collection. If you answer No to this question, please indicate the reason you are not required to report Graduation Rates for the cohort year requested. If you reported any full-time, first-time degree/certificate-seeking undergraduates on the 1996-1997 Enrollment survey, the data will be preloaded below.*

<input type="radio"/> Radio Off	No	
<input type="checkbox"/> Unchecked	This institution did not enroll full-time, first-time (undergraduate) students.	
<input type="checkbox"/> Unchecked	This institution did not offer programs at or below the baccalaureate level.	
<input type="checkbox"/> Unchecked	This institution was not in operation in 1996-1997.	
<input type="radio"/> Radio On	Yes	




**Part C - Admission Requirements and Services - Open Admission**

**1. Does your institution have an open admission policy for all or most entering first-time degree/certificate-seeking undergraduate-level students?**

*If you answer No to this question you will be expected to answer additional questions (C2, C3, and C4) on your admissions procedures.*





<input type="radio"/> Radio Off	Yes
<input type="radio"/> Radio On	No
















Select reporting period	 Fall 2001	 Fall 2002		Test scores NOT required
Number submitting SAT scores				966
Percent submitting SAT scores				95
Number submitting ACT scores				188
Percent submitting ACT scores				18
	25th Percentile		75th Percentile	
SAT Verbal		530		640
SAT Math		560		660
ACT Composite		24		28
ACT English				
ACT Math				



### Part C - Admission Requirements and Services - Special Learning Opportunities

#### 5. Does your institution accept any of the following? [Check all that apply]

	Dual credit (college credit earned while in high school)
	Credit for life experiences
	Advanced placement (AP) credits
	None of the above

#### 6. What types of special learning opportunities are offered by your institution? [Check all that apply]

	Accelerated programs				
	Cooperative (work-study) programs				
	Distance learning opportunities (e-learning)				
	Dual enrollment				
	ROTC				
	Army		Navy		Air Force
	Study abroad				
	Weekend/evening college				
	Teacher certification (below the postsecondary level)				
	Students can complete their preparation in certain areas of specialization				
	Students must complete their preparation at another institution for certain areas of specialization				







 Unchecked	This institution is approved by the state for the initial certification or licensure of teachers
 Unchecked	None of the above

### Part C - Admission Requirements and Services - Student Services




7. If your institution grants a bachelor's degree or higher but does not offer a full 4-year program of study at the undergraduate level, how many years of completed college-level work are required for entrance?

Number of years      N/A

8. Which of the following selected students services are offered by your institution? [Check all that apply]



 Unchecked	Remedial services
 Checked	Academic/career counseling services
 Checked	Employment services for current students
 Checked	Placement services for program completers
 Checked	On-campus day care for children of students
 Unchecked	None of the above

9. Does your institution have its own library or are you financially supporting a shared library with another postsecondary education institution?

 Radio On	Have our own library
 Radio Off	Do not have our own library but contribute financial support to a shared library
 Radio Off	Neither of the above

### Part D - Student Charges - Application Fees

1. Is an application fee for admission required by your institution?

 Radio Off	No	
 Radio On	Yes - Indicate amount of application fee	Amount
	Undergraduate	50
	Graduate	75
	First-professional	50

### Part D - Student Charges Questions

4. Does your institution charge different tuition for in-district, in-state, or out-of-state students?

*If you answer Yes to this question, you will be expected to report tuition amounts for in-district, in-state, and out-of-state students.*

<input checked="" type="radio"/> Radio On	No
<input type="radio"/> Radio Off	Yes
<b>5. Does your institution offer institutionally-controlled housing (either on or off campus)?</b> <i>If you answer Yes to this question, you will be expected to specify a housing capacity, and to report a room charge or a combined room and board charge (D12 and D13).</i>	
<input type="radio"/> Radio Off	No
<input checked="" type="radio"/> Radio On	Yes
Specify housing capacity for academic year 2002-03. 2,250	
<b>6. Do you offer board or meal plans to your students?</b> <i>If you answer Yes to this question, you will be expected to report a board charge or combined room and board charge (D12 and D13).</i>	
<input type="radio"/> Radio Off	No
<input type="radio"/> Radio Off	Yes - Number of meals per week in the maximum meal plan offered
<input checked="" type="radio"/> Radio On	Yes - Number of meals per week can vary (for example, student receives a meal card and charges meals against the card)

**Part D - Undergraduate Student Charges****7. Charges to full-time undergraduate students for the full academic year 2002-03**

	In-district	In-state	Out-of-state
<b>All full-time undergraduates</b>			
Average tuition	23,925	23,925	23,925
Required fees	0	0	0
Comprehensive fee			

Report a comprehensive fee only if tuition/room/board charges cannot be separated.

**8. Per credit hour charge for part-time undergraduate students**

	In-district	In-state	Out-of-state
Per credit hour charge	665	665	665

**Part D - Graduate Student Charges****9. Charges to full-time graduate students for the full academic year 2002-03**

	In-district	In-state	Out-of-state
Average tuition	16,038	16,038	16,038
Required fees	0	0	0

**10. Per credit hour charge for part-time graduate students**

	In-district	In-state	Out-of-state
Per credit hour charge	594	594	594

**Part D - First Professional Student Charges****11. List the typical tuition and required fees for a full-time first-professional student for the full academic year 2002-03****DO NOT include room and board charges**

First-professional student	In-state	Out-of-state
<b>1. Chiropractic (D.C. or D.C.M.):</b>		
Tuition amount		
Required fees		
<b>2. Dentistry (D.D.S. or D.M.D.):</b>		
Tuition amount		
Required fees		
<b>3. Medicine (M.D.):</b>		
Tuition amount		
Required fees		
<b>4. Optometry (O.D.):</b>		
Tuition amount		
Required fees		
<b>5. Osteopathic Medicine (D.O.):</b>		
Tuition amount		
Required fees		
<b>6. Pharmacy (Pharm.D.):</b>		
Tuition amount		
Required fees		
<b>7. Podiatry (Pod.D., D.P., or D.P.M.):</b>		
Tuition amount		
Required fees		
<b>8. Veterinary Medicine (D.V.M.):</b>		
Tuition amount		
Required fees		
<b>9. Law (L.L.B. or J.D.):</b>		
Tuition amount	27,360	27,360
Required fees	0	0
<b>10. Theology (M. Div., M.H.L., B.D., or Ordination):</b>		
Tuition amount		
Required fees		
<b>11. Other:</b>		
Tuition amount		
Required fees		



**Part D - Student Charges - Room and Board****12. What are the typical room and board charges for a student for the full academic year 2002-03?***If your institution offers room or board at no charge to students, enter zero.*

Room and board charges	Amount
Room charge (Double occupancy)	5,619
Board charge (Maximum plan)	3,285
Combined room and board charge (Answer only if you CANNOT separate room and board charges.)	

**Part D - Student Charges - Price of Attendance****13. Price of attendance for full-time, first-time undergraduate students:**

*Please enter the amounts requested below. These data will be made available to the public on the IPEDS COOL (College Opportunities On-Line) Web site. Data for prior years may be corrected. If your institution participates in any Title IV programs (Pell, Stafford, etc.), you must complete all information for the current year. Leave items that do not apply blank and the system will fill in as "not applicable" or indicate that more information is needed. Estimates of expenses for books and supplies, room and board, and other expenses are those from the Cost of Attendance report used by your financial aid office for determining financial need.*

Charges for full academic year	2000-01	2001-02	2002-03
<b>Published tuition and required fees:</b>			
In-district	20,577	22,572	23,925
In-state	20,577	22,572	23,925
Out-of-state	20,577	22,572	23,925
Books and supplies	810	846	1,206
<b>On campus:</b>			
Room and board	8,034	8,436	8,904
Other expenses	1,944	2,034	2,466
<b>Off campus (not with family):</b>			
Room and board	7,272	7,668	7,704
Other expenses	2,502	2,646	3,240
<b>Off campus (with family):</b>			
Other expenses	2,286	2,412	3,114

**Part E - Additional Information - Athletic Association****1. Is this institution a member of a national athletic association?**

<input type="radio"/> Radio Off	<b>No</b>
<input type="radio"/> Radio On	<b>Yes - Check all that apply</b>
<input type="checkbox"/> Checked	<b>National Collegiate Athletic Association (NCAA)</b>
<input type="checkbox"/> Unchecked	<b>National Association of Intercollegiate Athletics (NAIA)</b>
<input type="checkbox"/> Unchecked	<b>National Junior College Athletic Association (NJCAA)</b>
<input type="checkbox"/> Unchecked	<b>United States Collegiate Athletic Association (USCAA)</b>
<input type="checkbox"/> Unchecked	<b>National Christian College Athletic Association (NCCAA)</b>
<input type="checkbox"/> Unchecked	<b>Other</b>

**2. If this institution is a member of the NCAA or NAIA, specify the conference FOR EACH SPORT using the droplist.**

Sport	NCAA or NAIA member				Conference
Football	<input type="radio"/> Radio On	No	<input type="radio"/> Radio Off	Yes-Specify	N/A
Basketball	<input type="radio"/> Radio Off	No	<input type="radio"/> Radio On	Yes-Specify	West Coast Conference
Baseball	<input type="radio"/> Radio Off	No	<input type="radio"/> Radio On	Yes-Specify	West Coast Conference
Cross country and/or track	<input type="radio"/> Radio Off	No	<input type="radio"/> Radio On	Yes-Specify	West Coast Conference

**3. Did your institution offer athletically-related aid to ANY students in academic year 2001-02?**

*If you answer Yes to this question, you will be provided with screens to report the total number of students that received athletically-related student aid during the 2001-02 academic year (Section V of the Graduation Rates survey).*

<input type="radio"/> Radio Off	No.
<input type="radio"/> Radio On	Yes.