

Institutional Characteristics 2007-08
--

Institution: Santa Clara University (122931)

User ID: P71229312

Part A - Educational Offerings**1. Which of the following types of instruction/programs are offered by your institution? [Check one or more]***If your institution does not offer occupational, academic or continuing professional programs, you are not expected to complete this or any other IPEDS survey.*

- Occupational**, may lead to a certificate, degree, or other formal award
 - Academic**, leading to a certificate, degree, or diploma
 - Continuing professional** (postbaccalaureate only)
 - Recreational or avocational (leisure) programs**
 - Adult basic** or remedial instruction or high school equivalency
 - Secondary (high school)**
-

Institution: Santa Clara University (122931)

User ID: P71229312

Part A - Mission Statement

2. Please enter your institution's mission statement or a web address (URL) where your mission statement can be found. Mission statements provided manually must be limited to 3,000 characters or less. If your mission statement is lengthy but available electronically, please provide the web address in the space provided. The mission statement will be available to the public on the College Opportunities Online Locator (IPEDS COOL) website.

Mission Statement URL: <http://> |

Mission Statement

Santa Clara University
UNIVERSITY MISSION
Santa Clara University is a Catholic and Jesuit
institution that makes student learning its central
focus, promotes faculty and staff learning in its

Institution: Santa Clara University (122931)

User ID: P71229312

Part B - Organization - Control and Level**1. What is your institutional control or affiliation?** **Public - Specify**

Primary control

Secondary control (if applicable)

 Private for-profit **Private not-for-profit independent (no religious affiliation)** **Private not-for-profit religious affiliation - Specify****2. What award levels are offered by your institution? [Check all that apply]**Award
Level**BELOW THE BACCALAUREATE:**

- 1 **Postsecondary award, certificate, or diploma of less than one academic year**
- less than 900 contact or clock hours, or
 - less than 30 semester or trimester credit hours, or
 - less than 45 quarter credit hours

- 2 **Postsecondary award, certificate, or diploma of at least one but less than two academic years**
- at least 900 but less than 1800 contact or clock hours, or
 - at least 30 but less than 60 semester or trimester credit hours, or
 - at least 45 but less than 90 quarter credit hours

- 3 **Associate's degree**

- 4 **Postsecondary award, certificate, or diploma of at least two but less than four academic years**
- 1800 or more contact or clock hours, or
 - 60 or more semester or trimester credit hours, or
 - 90 or more quarter credit hours

BACCALAUREATE AND ABOVE:

- 5 **Bachelor's degree or equivalent**
- 6 **Postbaccalaureate certificate**
- 7 **Master's degree**
- 8 **Post-master's certificate**
- 9 **Doctor's degree**
- 10 **First-professional degree**
- 11 **First-professional certificate (Post-degree)**
- 12 **Other; please specify in the Caveats box**

CAVEATS



Institution: Santa Clara University (122931)

User ID: P71229312

Part B - Organization - Calendar System

Your response to the next question determines how your institution reports Graduation Rates data in the Spring and how you report student charges in Part D of this survey.

If your calendar system is different from prior year or requires a change, please contact the Help Desk at 1-877-225-2568.

3. What is the predominant calendar system at the institution? [Choose one]

Standard academic terms

Checking one of these systems determines that your institution will provide Graduation Rates data based on a FALL COHORT and student charges based on a FULL ACADEMIC YEAR

- Semester
- Quarter
- Trimester
- 4-1-4 or similar plan
- Other academic calendar

Other calendar system

Checking one of the following determines that your institution will provide Graduation Rates data based on a FULL YEAR COHORT and student charges data will be requested by PROGRAM.

- Differs by program
 - Continuous basis (every 2 weeks, monthly, or other period)
-

Institution: Santa Clara University (122931)

User ID: P71229312

Part B - Organization - Student Enrollment

4. Does your institution enroll any of the following types of students?

Include all levels that your institution offers, even if there are no students currently enrolled at that level.

The answers to these questions determine which screens will be generated for reporting academic year tuition charges, and for reporting Fall Enrollment during the Winter and Spring collections. Additionally, checking Yes for full-time, first-time, degree/certificate-seeking undergraduate students determines that your institution must report pricing information for these students (on the IC survey) and Student Financial Aid information in the Spring collection. The reported full- and part-time 2006 Fall Enrollment counts are provided for your reference.

			FT PY				PT PY	
	Full-time		Enroll- ment	Part-time		Enroll- ment		
<u>Undergraduate (academic or occupational programs)</u>	<input type="radio"/> No	<input checked="" type="radio"/> Yes	4,510	<input type="radio"/> No	<input checked="" type="radio"/> Yes		103	
<u>First-time, degree/certificate-seeking undergraduate</u>	<input type="radio"/> No	<input checked="" type="radio"/> Yes	1,339	<input type="radio"/> No	<input checked="" type="radio"/> Yes			
<u>Graduate</u>	<input type="radio"/> No	<input checked="" type="radio"/> Yes	535	<input type="radio"/> No	<input checked="" type="radio"/> Yes		1,857	
<u>First-professional</u>	<input type="radio"/> No	<input checked="" type="radio"/> Yes	886	<input type="radio"/> No	<input checked="" type="radio"/> Yes		61	

Estimated 2007 Fall Enrollment

Please provide an early estimate of your institution's fall enrollment for all levels offered at your institution as indicated above for full- and part-time students. Estimates should be based on the definitions used in the IPEDS Enrollment component submitted in the Winter or Spring collection. These data will NOT appear in IPEDS COOL (College Opportunities Online Locator), but will be made available in the IPEDS Peer Analysis System.

	Full-time	Part-time	Total
<u>Undergraduate (academic or occupational programs)</u>	5,163	94	5,257
<u>Number of undergraduates, those who are first-time, degree/certificate-seeking students</u>	1,204	0	1,204
<u>Graduate</u>	544	1,895	2,439
<u>First-Professional</u>	892	82	974

5. For academic year 2001-02, did your institution have any full-time first-time degree/certificate-seeking students enrolled in programs at the baccalaureate level or below?

If you answer Yes to this question, you will be required to provide Graduation Rates data for 2001-02 in the Spring collection. If you answer No to this question, please indicate the reason you are not required to report Graduation Rates for the cohort year requested. If you reported any full-time, first-time degree/certificate-seeking undergraduates on the 2001-02 Enrollment survey, the data will be preloaded below.

- No
 - This institution did not enroll full-time, first-time (undergraduate) students.
 - This institution did not offer programs at or below the baccalaureate level.
 - This institution was not in operation in 2001-02
- Yes

Cohort from 2001-02 Enrollment of full-time, first-time degree/certificate-seeking students (GRS Cohort) 1,018

6. System, Governing Board or Corporate Structure (please see instructions for reporting System or Corporate data.)

If your institution is a part of a system, select yes and enter name of system. If you need assistance, contact the Help Desk at 1-877-225-2568. You will not be able to lock your submission if this question is blank.

- This institution is NOT a part of a system or corporate entity.
- This institution is a part of a system or corporate entity.

Specify name of the system or corporate entity.

Institution: Santa Clara University (122931)

User ID: P71229312

Part C - Admission Requirements and Services - Open Admission

1. Does your institution have an open admission policy for all or most entering first-time degree/certificate-seeking undergraduate-level students?

If you answer No to this question you will be expected to answer additional questions (C2, C3, and C4) on your admissions procedures.

 Yes No**CAVEATS**

Institution: Santa Clara University (122931)

User ID: P71229312

Part C - Admission Requirements and Services - Admission Considerations

2. Please select the option that best describes how your institution uses any of the following data in its undergraduate selection process.

Admission Considerations	Required	Recommended	Neither Required nor Recommended	Don't Know
Secondary school GPA	<input checked="" type="radio"/>	<input type="radio"/>	<input type="radio"/>	<input type="radio"/>
Secondary school rank	<input type="radio"/>	<input type="radio"/>	<input checked="" type="radio"/>	<input type="radio"/>
Secondary school record	<input checked="" type="radio"/>	<input type="radio"/>	<input type="radio"/>	<input type="radio"/>
Completion of college-preparatory program	<input type="radio"/>	<input checked="" type="radio"/>	<input type="radio"/>	<input type="radio"/>
Recommendations	<input checked="" type="radio"/>	<input type="radio"/>	<input type="radio"/>	<input type="radio"/>
Formal demonstration of competencies (e.g., portfolios, certificates of mastery, assessment instruments)	<input type="radio"/>	<input type="radio"/>	<input checked="" type="radio"/>	<input type="radio"/>
<u>Admission test scores</u>				
(SAT / ACT)	<input checked="" type="radio"/>	<input type="radio"/>	<input type="radio"/>	<input type="radio"/>
Other Test (Wonderlic, WISC-III, etc.)	<input type="radio"/>	<input type="radio"/>	<input type="radio"/>	<input checked="" type="radio"/>
<u>TOEFL (Test of English as a Foreign Language)</u>	<input checked="" type="radio"/>	<input type="radio"/>	<input type="radio"/>	<input type="radio"/>

Institution: Santa Clara University (122931)

User ID: P71229312

Part C - Admission Requirements and Services - Selection Process

3. Please provide the number of first-time, degree/certificate-seeking undergraduate students who applied, were admitted, and enrolled (full or part time) at your institution for the most recent Fall period available. Include early admission, early action, and students who began studies during the summer prior to that fall. See instructions for further information.







Select reporting period: Fall 2006 Fall 2007


	Men	Women	Total
Number of <u>applicants</u>	3,673	4,997	8,670
Number of <u>admissions</u>	2,387	3,375	5,762
Number enrolled <u>full time</u>	599	740	1,339
Number enrolled <u>part time</u>	0	0	0

4. If test scores are required for admission for your enrolled first-time, degree/certificate-seeking undergraduate students please provide the following information: the number and percentage of students submitting SAT/ACT scores and the 25th and 75th percentile scores for each test. Provide SAT writing test scores only if used for admission, even if scores are collected from students. DO NOT convert test scores; scores must be reported separately. Provide data for the most recent group of students for which data are available; include new students admitted the summer prior to that fall.

Select reporting period Fall 2006 Fall 2007 Test scores NOT required

Number submitting <u>SAT</u> scores	1,248
Percent submitting SAT scores	93
Number submitting <u>ACT</u> scores	512
Percent submitting ACT scores	38

	25th Percentile	75th Percentile
SAT Critical Reading	550	650
SAT Math	560	670
SAT Writing	 <input type="text"/>	 <input type="text"/>
ACT Composite	24	29
ACT English	 <input type="text"/>	 <input type="text"/>
ACT Math	 <input type="text"/>	 <input type="text"/>
CAVEATS		



Institution: Santa Clara University (122931)

User ID: P71229312

Part C - Admission Requirements and Services - Special Learning Opportunities

5. Does your institution accept any of the following? [Check all that apply]

- Dual credit** (college credit earned while in high school)
- Credit for life experiences**
- Advanced placement (AP) credits**
- None of the above**

6. What types of special learning opportunities are offered by your institution? [Check all that apply]

- Distance learning opportunities (e-learning)**
 - ROTC**
 - Army**
 - Navy**
 - Air Force**
 - Study abroad**
 - Weekend/evening college**
 - Teacher certification** (below the postsecondary level)
 - Students can complete their preparation in certain areas of specialization**
 - Students must complete their preparation at another institution for certain areas of specialization**
 - This institution is approved by the state for the initial certification or licensure of teachers**
 - None of the above**
-

Institution: Santa Clara University (122931)

User ID: P71229312

Part C - Admission Requirements and Services - Student Services

7. If your institution grants a bachelor's degree or higher but does not offer a full 4-year program of study at the undergraduate level, how many years of completed college-level work are required for entrance?

Number of years

Select One

8. Which of the following selected students services are offered by your institution? [Check all that apply]

- Remedial services
- Academic/career counseling services
- Employment services for current students
- Placement services for program completers
- On-campus day care for children of students
- None of the above

9. Does your institution have its own library or are you financially supporting a shared library with another postsecondary education institution?

- Have our own library
 - Do not have our own library but contribute financial support to a shared library
 - Neither of the above
-

Institution: Santa Clara University (122931)

User ID: P71229312

Part D - Student Charges Questions

3. Are all full-time, first-time degree/certificate-seeking students required to live on campus or in institutionally-controlled housing?

If you answer Yes to this question, you will not be asked to report off-campus room and board in the price of attendance (D13).

- No
 Yes

4. Does your institution charge different tuition for in-district, in-state, or out-of-state students?

If you answer Yes to this question, you will be expected to report tuition amounts for in-district, in-state, and out-of-state students.

- No
 Yes

5. Does your institution offer institutionally-controlled housing (either on or off campus)?

If you answer Yes to this question, you will be expected to specify a housing capacity, and to report a room charge or a combined room and board charge (D12 and D13).

- No
 Yes

Specify housing capacity for academic year 2007-08

6. Do you offer board or meal plans to your students?

If you answer Yes to this question, you will be expected to report a board charge or combined room and board charge (D12 and D13).

- No
 Yes - Number of meals per week in the maximum meal plan offered

- Yes - Number of meals per week can vary (for example, student receives a meal card and charges meals against the card)
-

Institution: Santa Clara University (122931)

User ID: P71229312

Part D - Undergraduate Student Charges

If your institution charges an application fee for admission, indicate the amount.

	Amount	Prior year
<u>Undergraduate application fee</u>	55	55

7. Charges to full-time undergraduate students for the full academic year 2007-08

	Amount	Prior year
All full-time <u>undergraduates</u>		
<u>Average tuition</u>	33,000	30,900
<u>Required fees</u>	0	0

8. Per credit hour charge for part-time undergraduate students

	Amount	Prior year
<u>Per credit hour charge</u>	1,100	1,030

Institution: Santa Clara University (122931)

User ID: P71229312

Part D - Graduate Student Charges

If your institution charges an application fee for admission, indicate the amount.

	Amount	Prior year
<u>Graduate application fee</u>	<input type="text" value="75"/>	75

9. Charges to full-time graduate students for the full academic year 2007-08

	Amount	Prior year
<u>Average tuition</u>	<input type="text" value="19,953"/>	19,000
<u>Required fees</u>	<input type="text" value="0"/>	0

10. Per credit hour charge for part-time graduate students

	Amount	Prior year
<u>Per credit hour charge</u>	<input type="text" value="739"/>	714

Institution: Santa Clara University (122931)

User ID: P71229312

Part D - First Professional Student Charges

If your institution charges an application fee for admission, indicate the amount.

	Amount	Prior year
<u>First-professional application fee</u>	<input type="text" value="75"/>	75

11. List the typical tuition and required fees for a full-time first-professional student for the full academic year 2007-08

DO NOT include room and board charges

First-professional student Amount Prior year

1. Chiropractic (D.C. or D.C.M.):

Tuition amount

Required fees

2. Dentistry (D.D.S. or D.M.D.):

Tuition amount

Required fees

3. Medicine (M.D.):

Tuition amount

Required fees

4. Optometry (O.D.):

Tuition amount

Required fees

5. Osteopathic Medicine (D.O.):

Tuition amount

Required fees

6. Pharmacy (Pharm.D.):

Tuition amount

Required fees

7. Podiatry (Pod.D., D.P., or D.P.M.):

Tuition amount

Required fees

8. Veterinary Medicine (D.V.M.):

Tuition amount

Required fees

9. Law (L.L.B. or J.D.):

Tuition amount	<input type="text" value="35,250"/>	33,600
Required fees	<input type="text" value="0"/>	0

10. Theology (M. Div., M.H.L., B.D., or Ordination):

Tuition amount	<input type="text"/>
Required fees	<input type="text"/>

11. Other:

Tuition amount	<input type="text"/>
Required fees	<input type="text"/>

Institution: Santa Clara University (122931)

User ID: P71229312

Part D - Student Charges - Room and Board**12. What are the typical room and board charges for a student for the full academic year 2007-08?***If your institution offers room or board at no charge to students, enter zero.*

<u>Room and board charges</u>	Amount	Prior year
Room charge (Double occupancy)	<input type="text" value="NA"/>	7,140
Board charge (Maximum plan)	<input type="text" value="NA"/>	3,645
Combined room and board charge (Answer only if you CANNOT separate room and board charges.)	<input type="text" value="10,644"/>	

Institution: Santa Clara University (122931)

User ID: P71229312

Part D - Student Charges - Price of Attendance

13. Price of attendance for full-time, first-time undergraduate students:

Please enter the amounts requested below. These data will be made available to the public on the IPEDS COOL (College Opportunities Online Locator) Web site. Data for prior years may be corrected. If your institution participates in any Title IV programs (Pell, Stafford, etc.), you must complete all information for the current year. Leave items that do not apply blank and the system will fill in as "not applicable" or indicate that more information is needed. Estimates of expenses for books and supplies, room and board, and other expenses are those from the Cost of Attendance report used by your financial aid office for determining financial need.

Charges for full academic year	2005-06	2006-07	2007-08
Published tuition and required fees:			
Amount	28,899	30,900	33,000
Books and supplies	1,242	1,314	1,386
On campus:			
Room and board	10,032	10,380	10,644
Other expenses	2,718	2,925	3,114
Off campus (not with family):			
Room and board	8,478	8,909	9,288
Other expenses	3,348	3,591	3,618
Off campus (with family):			
Other expenses	3,600	3,843	3,888

Caveat (will be posted on the IPEDS College Opportunities Online Locator website)

Institution: Santa Clara University (122931)

User ID: P71229312

Part E - Additional Information - Athletic Association

1. Is this institution a member of a national athletic association?

- No
- Yes - Check all that apply
 - National Collegiate Athletic Association (NCAA)
 - National Association of Intercollegiate Athletics (NAIA)
 - National Junior College Athletic Association (NJCAA)
 - United States Collegiate Athletic Association (USCAA)
 - National Christian College Athletic Association (NCCAA)
 - Other

2. If this institution is a member of the NCAA or NAIA, specify the conference FOR EACH SPORT using the droplist.

Sport	NCAA or NAIA member		Conference
Football	<input checked="" type="radio"/> No	<input type="radio"/> Yes-Specify	Select One
Basketball	<input type="radio"/> No	<input checked="" type="radio"/> Yes-Specify	Western Athletic Conference
Baseball	<input type="radio"/> No	<input checked="" type="radio"/> Yes-Specify	West Coast Conference
Cross country and/or track	<input type="radio"/> No	<input checked="" type="radio"/> Yes-Specify	West Coast Conference

Institution: Santa Clara University (122931)

User ID: P71229312

Explanation Report					
Number	Source	Location	Description	Severity	Accepted
Screen: Selection Process					
1	Row 28 Column 2	Screen Entry	You reported the number of students who submitted ACT test score but you did not enter any percentiles. Please explain or fix.	Explanation	Yes
Reason:	ACT composite score only is stored in University information system. No breakouts by test type available.				
2	Row 28 Column 3	Screen Entry	You reported the number of students who submitted ACT test score but you did not enter any percentiles. Please explain or fix.	Explanation	Yes
Reason:	ACT composite score only is stored in University information system. No breakouts by test type available.				
3	Row 29 Column 2	Screen Entry	You reported the number of students who submitted ACT test score but you did not enter any percentiles. Please explain or fix.	Explanation	Yes
Reason:	ACT composite score only is stored in University information system. No breakouts by test type available.				
4	Row 29 Column 3	Screen Entry	You reported the number of students who submitted ACT test score but you did not enter any percentiles. Please explain or fix.	Explanation	Yes
Reason:	ACT composite score only is stored in University information system. No breakouts by test type available.				
5	Row 26 Column 2	Screen Entry	You reported the number of students submitting SAT test scores but you did not enter percentiles. Please explain or fix.	Explanation	Yes
Reason:	SAT writing score not used for admissions purposes and not reported.				
6	Row 26 Column 3	Screen Entry	You reported the number of students submitting SAT test scores but you did not enter percentiles. Please explain or fix.	Explanation	Yes
Reason:	SAT writing score not used for admissions purposes and not reported.				
Screen: Student Enrollment					
7	Row 5 Column 7	Screen Entry	You replied that you offer this level but did not report any enrollment for this level last year. Please explain	Explanation	Yes
Reason:	First time degree seeking undergraduates are admitted only to a full time status but may, on occasion, drop to lower than full time status for enrollment during a given quarter.				
8	Row 5 Column 9	Screen Entry	You replied that you offer this level but did not report any enrollment for this level last year. Please explain	Explanation	Yes

Reason:	First time degree seeking undergraduates are admitted only to a full time status but may, on occasion, drop to lower than full time status for enrollment during a given quarter.				
9	Row 12 Column 5	Screen Entry	The number you entered for estimated enrollment, 82, for this level should be within 30% of the number reported in last year's Enrollment. Please fix or explain.	Explanation	Yes
Reason:	Preliminary data are verified.				

[Print Form\(s\)](#) [GoBack](#)